



# INFOCADO CROP FORECAST

## Quarterly Infocado Report — October 2015

Horticulture  
**Innovation**  
Australia

Welcome to the Quarterly Infocado Report. This report is released in the months January, April, July and October. Each report shows the previous 12 month's dispatch figures and the future 12 month's forecast figures including both Australian and New Zealand data.

### Australian Avocados Forecast Oct 14 to Sep 15 (5.5 kg eqv trays)

	Oct 14	Nov 14	Dec 14	Jan 15	Feb 15	Mar 15	Apr 15	May 15	Jun 15	Jul 15	Aug 15	Sep 15	12 Mth Total
Hass	729,101	880,842	815,348	330,441	155,563	74,227	339,016	926,757	991,606	951,159	980,394	919,702	8,094,156
Shepard	0	0	0	6,386	253,102	860,241	502,146	57,768	2,145	0	0	0	1,681,788
Other	31,882	7,883	18,012	14,394	4,761	34,119	29,671	57,947	55,101	79,172	103,135	32,558	468,635
<b>Total</b>	<b>760,983</b>	<b>888,725</b>	<b>833,360</b>	<b>351,221</b>	<b>413,426</b>	<b>968,587</b>	<b>870,833</b>	<b>1,042,472</b>	<b>1,048,852</b>	<b>1,030,331</b>	<b>1,083,529</b>	<b>952,260</b>	<b>10,244,579</b>

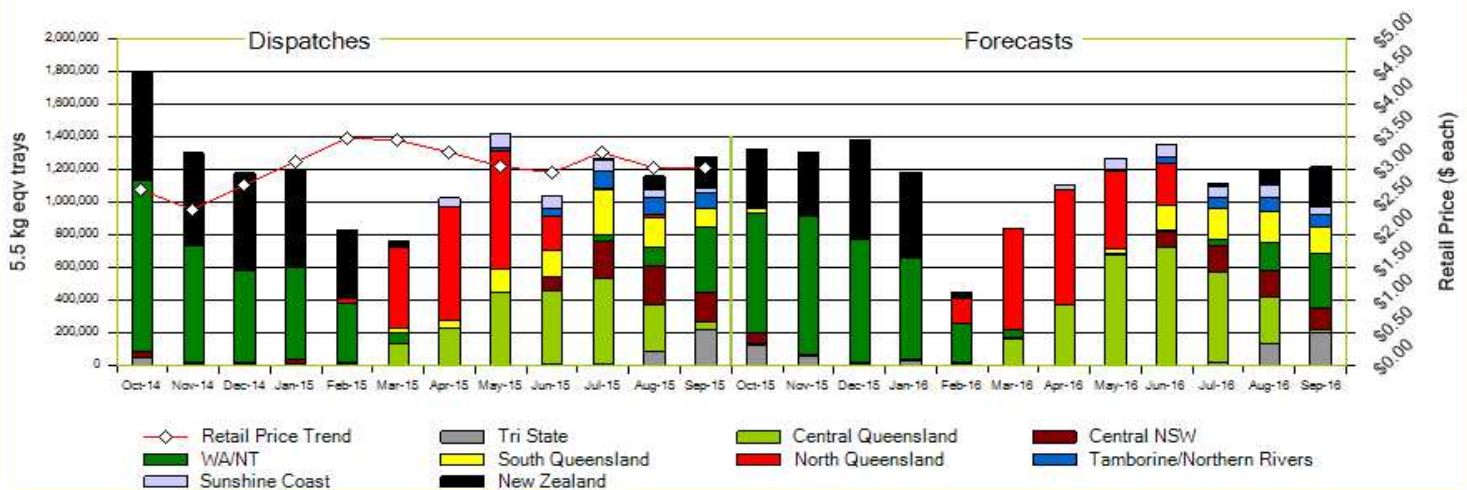
### Australian Avocados Dispatches Oct 14 to Sep 15 (5.5 kg eqv trays)

	Oct 14	Nov 14	Dec 14	Jan 15	Feb 15	Mar 15	Apr 15	May 15	Jun 15	Jul 15	Aug 15	Sep 15	12 Mth Total
Hass	1,109,500	717,892	561,559	569,451	366,282	65,707	168,975	1,227,519	1,000,347	1,200,414	1,001,435	1,057,775	9,046,856
Shepard	0	0	0	0	29,974	652,529	814,487	155,649	0	0	0	0	1,652,639
Other	30,638	20,682	18,112	27,398	11,555	7,592	41,290	33,878	35,949	51,684	75,824	30,193	384,795
<b>Total</b>	<b>1,140,138</b>	<b>738,574</b>	<b>579,671</b>	<b>596,849</b>	<b>407,811</b>	<b>725,828</b>	<b>1,024,752</b>	<b>1,417,046</b>	<b>1,036,296</b>	<b>1,252,098</b>	<b>1,077,259</b>	<b>1,087,968</b>	<b>11,084,290</b>

### Australian Avocados Forecast Oct 15 to Sep 16 (5.5 kg eqv trays)

	Oct 15	Nov 15	Dec 15	Jan 16	Feb 16	Mar 16	Apr 16	May 16	Jun 16	Jul 16	Aug 16	Sep 16	12 Mth Total
Hass	955,240	906,258	767,317	636,822	255,414	61,136	436,336	1,143,756	1,314,237	1,036,994	1,059,837	954,772	9,528,119
Shepard	0	0	0	0	148,360	767,284	633,475	80,108	0	0	0	0	1,629,227
Other	23,154	10,948	9,602	15,133	4,046	6,434	33,883	43,254	36,201	59,663	40,982	12,299	295,599
<b>Total</b>	<b>978,394</b>	<b>917,206</b>	<b>776,919</b>	<b>651,955</b>	<b>407,820</b>	<b>834,854</b>	<b>1,103,694</b>	<b>1,267,118</b>	<b>1,350,438</b>	<b>1,096,657</b>	<b>1,100,819</b>	<b>967,071</b>	<b>11,452,945</b>

Australian & New Zealand Avocados : Oct 14 to Sep 15 Dispatch / Oct 15 to Sep 16 Forecast



### Oct 14 to Sep 15 Dispatches & Oct 15 to Sep 16 Avocado Production Estimates 5.5kg eqv trays

Region	Oct14 to Sep15	Oct15 to Sep16
North Queensland	2,181,229	2,210,098
Central Queensland	2,107,025	2,802,421
Sunshine Coast	360,735	370,723
Southern Queensland	966,043	753,110
Tamb/Northern Rivers	368,619	284,596
Central NSW	835,582	668,922
Tri State	400,245	571,986
WA	3,864,812	3,791,089
<b>Aust. Sub Total</b>	<b>11,084,290</b>	<b>11,452,945</b>
<b>New Zealand</b>	<b>3,147,389</b>	<b>2,270,888</b>
<b>Total</b>	<b>14,231,679</b>	<b>13,723,833</b>

**Please Note:** The monthly forecast and dispatch figures in the Quarterly Infocado Report incorporate an allowance (which varies by region) to allow for the production forecasts and dispatches that are not inputted into the Infocado system. This production (dispatch and forecast) data is not inputted for various reasons including some packhouse's unwillingness to engage with industry and/or lack of computer access. For this reason it is not possible to extrapolate the figures from the Weekly Infocado Report to come up with either the dispatch and/or forecast figures in the Quarterly Infocado Report. At any time the Weekly Infocado Report incorporates around 85% of total production and forecasts however this does vary depending on time of year (as a result of the fruit coming from different regions with different levels of packhouse input). It is not functionally possible to incorporate allowances for missing data into the Weekly Infocado Report hence the variance between it and the Quarterly Infocado Report.

### Comments from the Infocado Team

Fruit maturity has resulted in dispatch volumes lagging by about a month compared to this time last year. However, due to the consistency throughout the regions, this has not disadvantaged the industry.

Dispatches over the last 12 month period are higher than forecasted by approximately 840,000 5.5kg trays (8% increase). The forecast for the coming 12 month period from October 2014-September 2015 suggests dispatches will increase by 368,655 5.5kg trays (3% increase). Due to the high number of plantings in the last seven years, avocado volumes are expected to continue increasing.

An important note is the low supply forecast for February 2016 compared with last year though the forecast shows steady supply from April to September 2016.

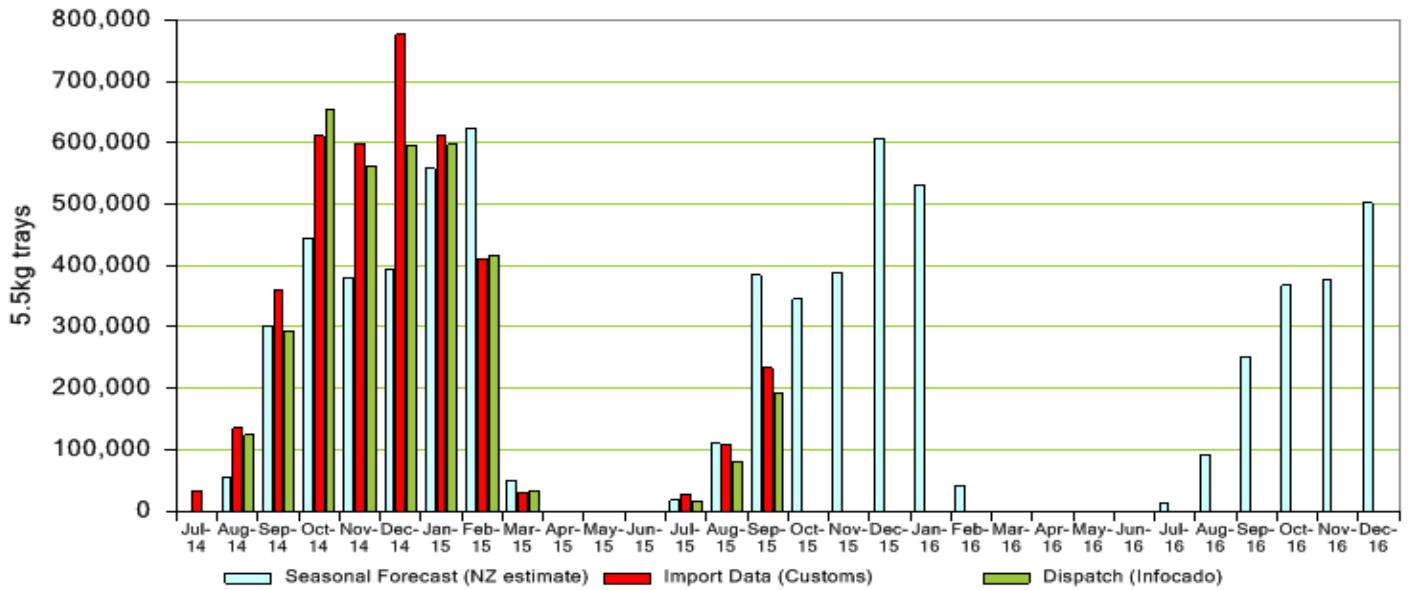
Fruit maturity is a key factor affecting flavour and therefore repeat purchases by consumers. Do-it-yourself video clips about dry matter testing will be available on the BPR by the end of November. Keep an eye out for this valuable resource.

The levy funded marketing campaign will continue during 2015-16 in line with the three year marketing strategy. HIA is about to commence planning for the next three year strategy.

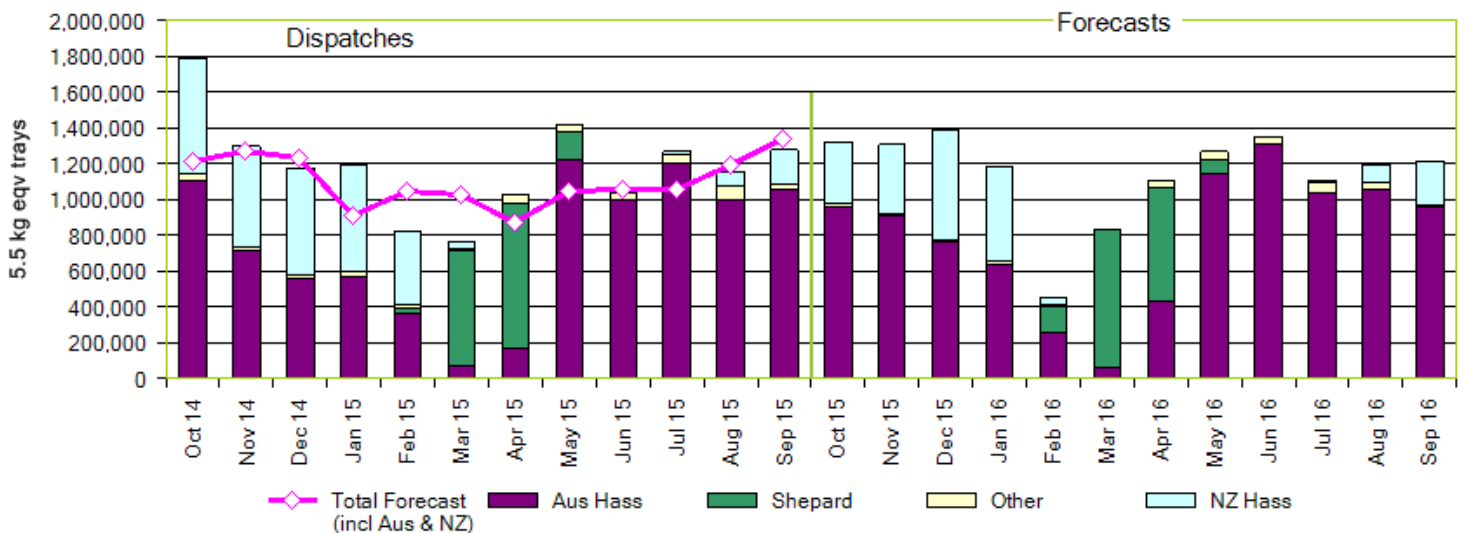
A new HIA project proposal has been submitted by AAL that, if successful, will replace the Qualicado program in 2016. The new project will include an extension component and will be aimed at improving internal quality and productivity through management practices in both the growing and wholesale sectors.

AAL is continuing to deliver retailer training in Brisbane, Sydney, Melbourne and Perth to educate retailers about how best to handle avocados to deliver a quality product.

### New Zealand Avocados - Dispatch and Forecast



### Oct 14 to Sep 15 Dispatches & Oct 15 to Sep 16 Forecasts Avocados by Variety



NB: NZ Dispatch figures in this graph are from Infocado and Customs data, the total forecast line (pink line) above displays the most up to date forecasts.

## Seasonal Forecast Contributors

#### Central NSW

Coastal Avocados  
I & A Tolson  
Midcoast Avocados

#### Central Qld

BT & RG Pegg  
De Paoli Orchards  
Donovan Family Investment Trust  
Lava Valley Produce  
Simpson Farms Pty Ltd  
Sunny Bluff Produce Pty Ltd  
SuperPak/Avocado Ridge

#### New Zealand

Avocado Industry Council (NZAGA)

#### North Qld

Avocado Estates  
Avocados with Altitude  
Battistin Orchards Pty Ltd

Cobra Hill Orchards

Gunnado Farm

Hilltop Mareeba

Koci Avocado's

Lakeshore Pty Ltd

R & M Waterman

Rockridge Farming Pty Ltd

Tinaroo Falls Avocado Trust

Tropicado Avocados

#### South Qld

Balmoral Orchard

G & J Krenske

Googa Farms

Green Nugget Orchards

Mountain Fresh

One Harvest

Perseverance Farming Co

Sunnyspot Packhouse Pty Ltd

Touchwood Farming

Wodonga Park Fruit and Nuts

#### Sunshine Coast

G & C Christensen

Natures Fruit Company

Sunfresh

#### Tamborine / Northern Rivers

Aussie Orchards Growers & Packers

JB & CM Culross

Summerland House With No Steps

T W Silver

WJ Row

#### Tristate

Chinoola Orchards

Chislett Farms Pty Ltd

Golden Hill Packing Pty Ltd

Justin Loffler

Klingbiel Family Trust

KV & JM Lehmann

Marrbiz Pty Ltd

Mildura Fruit Company

Schirripa Orchards

Sunvale Produce Pty Ltd

Vitor Marketing Pty Ltd

#### Western Australia

Advance Packing & Marketing Services P/L

Avonova

Awowest

Box Organics

Delroy Orchards

Green Pear Avocado

Mariners Rest

The Avocado Grove

VP & EA Farrell

West Aussie Avos

Willow Creek

For more detailed reports please go to [www.avocado.org.au](http://www.avocado.org.au) and login to Infocado. Instructions on accessing reports are available at [www.avocado.org.au](http://www.avocado.org.au) by clicking on the Industry tab and then looking under services.