



# QUARTERLY INFOCADO REPORT

## Crop Forecast — October 2016

Horticulture  
Innovation  
Australia

Welcome to the Quarterly Infocado Report. This report is released in the months January, April, July and October. Each report shows the previous 12 month's dispatch figures and the future 12 month's forecast figures including both Australian and New Zealand data.

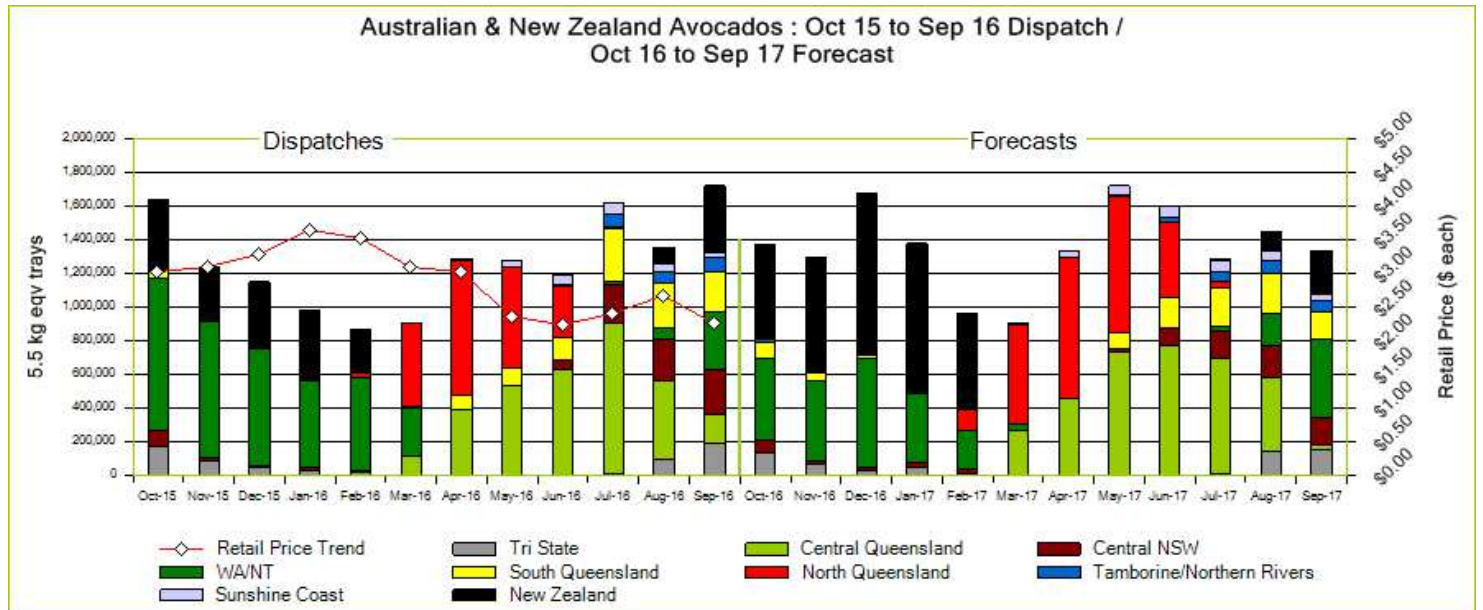
Australian Avocados Forecast Oct 15 to Sep 16 (5.5 kg eqv trays)													
	Oct 15	Nov 15	Dec 15	Jan 16	Feb 16	Mar 16	Apr 16	May 16	Jun 16	Jul 16	Aug 16	Sep 16	12 M Total
Hass	955,240	908,715	767,765	685,434	261,708	55,037	418,184	1,196,027	1,295,136	1,189,791	1,209,175	1,008,122	9,950,334
Shepard	0	0	0	1,000	143,476	755,912	699,551	107,498	0	0	0	0	1,707,437
Other	23,154	11,531	10,102	14,300	5,601	6,263	48,146	61,780	34,776	55,639	39,499	70,125	380,916
<b>Total</b>	<b>978,394</b>	<b>920,246</b>	<b>777,867</b>	<b>700,734</b>	<b>410,785</b>	<b>817,212</b>	<b>1,165,881</b>	<b>1,365,305</b>	<b>1,329,912</b>	<b>1,245,430</b>	<b>1,248,674</b>	<b>1,078,247</b>	<b>12,038,687</b>

Australian Avocados Dispatches Oct 15 to Sep 16 (5.5 kg eqv trays)													
	Oct 15	Nov 15	Dec 15	Jan 16	Feb 16	Mar 16	Apr 16	May 16	Jun 16	Jul 16	Aug 16	Sep 16	12 M Total
Hass	1,197,729	892,709	718,881	497,674	544,514	279,276	225,718	1,051,559	1,144,202	1,602,409	1,210,754	1,268,292	10,633,717
Shepard	0	0	0	0	24,219	613,293	1,052,030	178,187	1,589	0	0	0	1,869,318
Other	21,066	20,915	39,482	61,120	37,990	7,863	11,534	50,133	41,199	12,561	43,662	58,116	405,641
<b>Total</b>	<b>1,218,795</b>	<b>913,624</b>	<b>758,363</b>	<b>558,794</b>	<b>606,723</b>	<b>900,432</b>	<b>1,289,282</b>	<b>1,279,879</b>	<b>1,186,990</b>	<b>1,614,970</b>	<b>1,254,416</b>	<b>1,326,408</b>	<b>12,908,676</b>

Australian Avocados Forecast Oct 16 to Sep 17 (5.5 kg eqv trays)													
	Oct 16	Nov 16	Dec 16	Jan 17	Feb 17	Mar 17	Apr 17	May 17	Jun 17	Jul 17	Aug 17	Sep 17	12 M Total
Hass	808,123	594,829	688,634	440,709	249,750	44,203	414,854	1,503,231	1,565,349	1,226,080	1,292,489	1,069,026	9,897,277
Shepard	0	0	0	0	123,189	832,809	892,584	163,590	0	0	0	0	2,012,172
Other	8,030	23,292	25,757	41,991	13,000	26,005	27,721	51,735	33,426	50,629	41,339	4,836	347,761
<b>Total</b>	<b>816,153</b>	<b>618,121</b>	<b>714,391</b>	<b>482,700</b>	<b>385,939</b>	<b>903,017</b>	<b>1,335,159</b>	<b>1,718,556</b>	<b>1,598,775</b>	<b>1,276,709</b>	<b>1,333,828</b>	<b>1,073,862</b>	<b>12,257,210</b>



Oct 15 to Sep 16 Dispatches & Oct 16 to Sep 17 Avocado Production Estimates 5.5kg eqv trays		
Region	Oct15 to Sep16	Oct16 to Sep17
North Queensland	2,224,580	2,857,226
Central Queensland	3,194,609	3,373,055
Sunshine Coast	257,531	338,892
Southern Queensland	1,202,556	1,040,673
Tamb/Northern Rivers	234,010	283,680
Central NSW	956,815	820,689
Tri State	632,989	586,473
WA	4,205,586	2,956,522
New Zealand	2,300,839	4,038,754
<b>Total</b>	<b>15,209,515</b>	<b>16,295,964</b>

### Comments from the Infocado Team

The report shows supply over the recent Sept. quarter was 4.2million trays, an increase of 17% on the same period last year. It also indicates that lighter supply of Australian fruit is expected over the coming Summer period compared to last year. However overall supply for the period should remain strong with the increased projected supply from NZ. In total, NZ imports are expected to reach 4 million trays, a 75% increase on the same period in 2015/16.

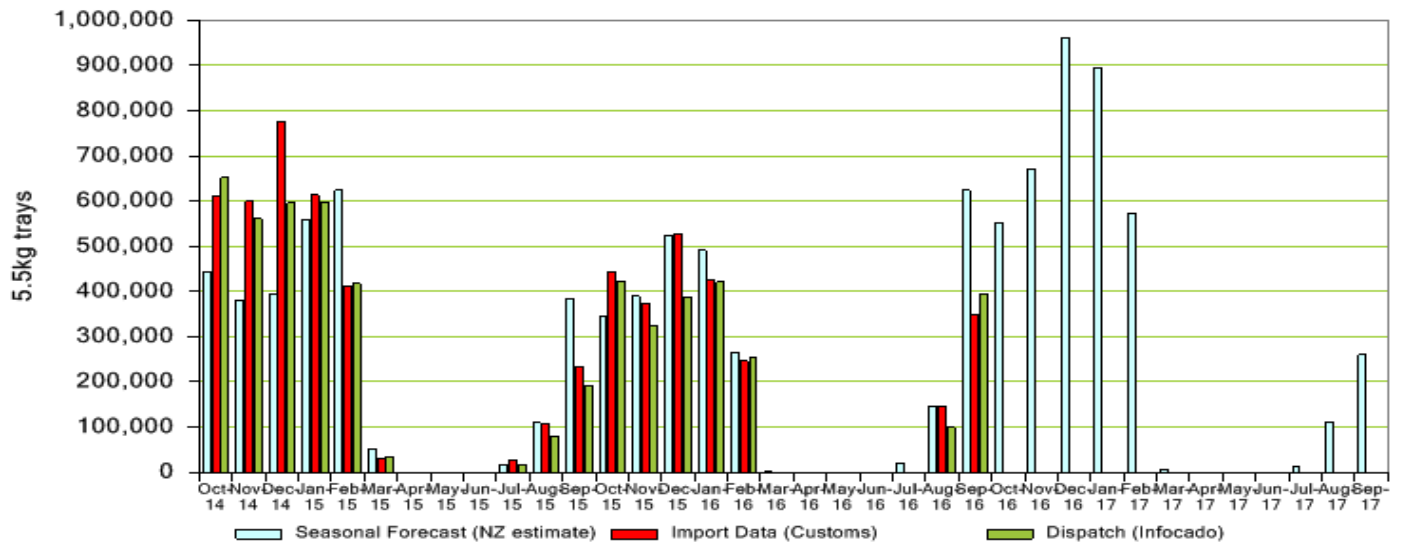
In the graph at the top of page 2 of this report NZ Customs data, instead of Australian data, has been used for Sept. 2016 due to a delay in the publishing of ABS figures.

Overall the projection for the 2017 North Qld crop is strong, up nearly 30% on this year's crop. This includes a predicted increase of nearly 8% in Shepard supply to more than 2 million trays.

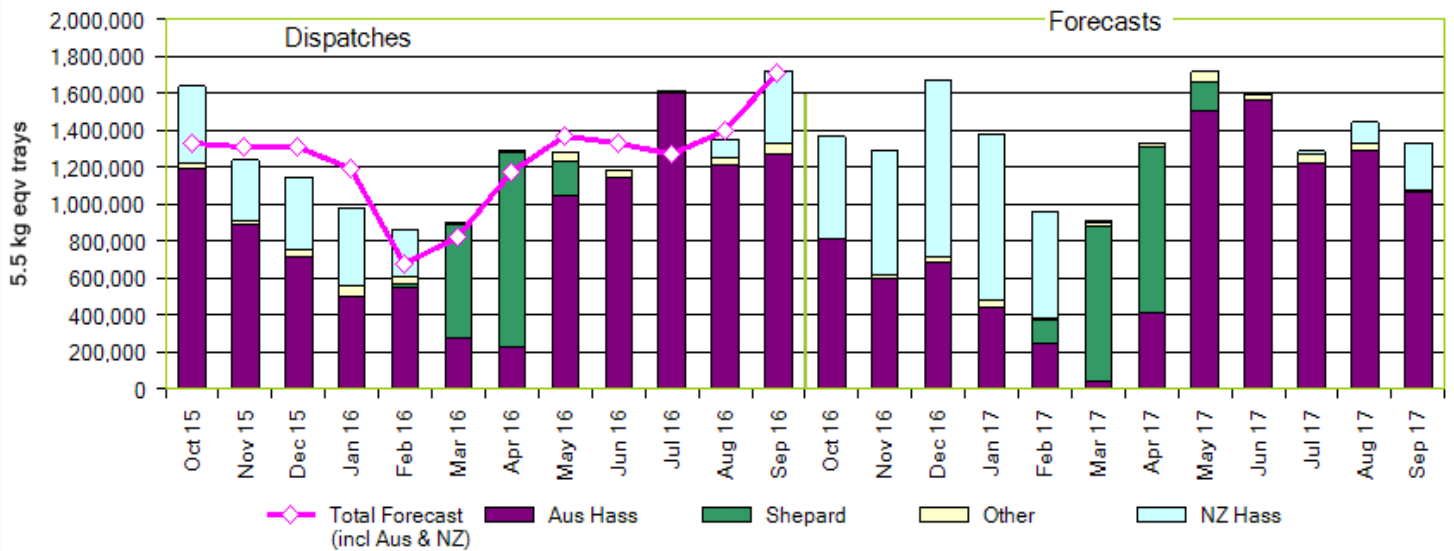
This Quarterly Infocado Report, along with the Weekly Infocado Report and the OrchardInfo Tree Census Report, are provided to support businesses in the industry. In the next week, growers will receive a request via email to provide plantings data for 2016. This process has been simplified with the aim to increase contributions. Having good industry data is also essential for future industry planning—to inform R&D and marketing investment decisions, as well as supporting the industry's response to issues such as the potential impact of Mexican avocado imports or biosecurity matters. If you are a grower we encourage you to provide your information. If you deal with growers, it would be helpful if you could impress upon them the importance of responding to the request from Avocados Australia. Thank you for your support.

**Please Note:** The monthly forecast and dispatch figures in the Quarterly Infocado Report incorporate an allowance (which varies by region) to allow for the production forecasts and dispatches that are not inputted into the Infocado system. This production (dispatch and forecast) data is not inputted for various reasons including some packhouse's unwillingness to engage with industry and/or lack of computer access. For this reason it is not possible to extrapolate the figures from the

### New Zealand Avocados - Dispatch and Forecast



### Oct 15 to Sep 16 Dispatches & Oct 16 to Sep 17 Forecasts Avocados by Variety



NB: NZ Dispatch figures in this graph are from Infocado and Customs data, the total forecast line (pink line) above displays the most up to date forecasts.

## Seasonal Forecast Contributors

#### Central NSW

Coastal Avocados  
I & A Tolson  
Midcoast Avocados

#### Central Qld

BT & RG Pegg  
Donovan Family Investment Trust  
Lava Valley Produce  
Simpson Farms Pty Ltd  
Sunny Bluff Produce Pty Ltd  
SuperPak/Avocado Ridge

#### New Zealand

Avocado Industry Council (NZAGA)

#### North Qld

Aussie Orchards Growers & Packers  
Avocado Estates  
Avocados with Altitude  
Battistin Orchards Pty Ltd

Cobra Hill Orchards

Golden Triangle Avocados  
Green Skin Avocados  
Gunnado Farm  
Hilltop Mareeba  
Koci Avocado's  
Rockridge Farming Pty Ltd  
Tinaroo Falls Avocado Trust  
Tropicado Avocados

#### South Qld

Balmoral Orchard  
Googa Farms  
Green Nugget Orchards  
G & J Krenske  
Mountain Fresh  
Perseverance Farming Co  
Sunnyspot Packhouse Pty Ltd  
Touchwood Farming

Wodonga Park Fruit and Nuts

#### Sunshine Coast

G & C Christensen  
Natures Fruit Company  
Sunfresh

#### Tamborine / Northern Rivers

Aussie Orchards Growers & Packers  
JB & CM Culross  
Jirel Holdings  
T W Silver

#### WJ Row

#### Tristate

Barham Avocados  
Chinoola Orchards  
Chislett Farms Pty Ltd  
Golden Hill Packing Pty Ltd  
Klingbiel Family Trust

KV & JM Lehmann

Marrbiz Pty Ltd  
Mildura Fruit Company  
Schirripa Orchards  
Sunvale Produce Pty Ltd

#### Western Australia

Advance Packing & Marketing Services P/L  
Avonova  
Awest  
Delroy Orchards  
Golden Hill Avocados  
Green Pear Avocado  
J.G. Loffler / Mariners Rest  
Mariners Rest  
The Avocado Grove  
VP & EA Farrell  
West Aussie Avos  
Willow Creek

For more detailed reports please go to [www.avocado.org.au](http://www.avocado.org.au) and login to Infocado. Instructions on accessing reports are available at [www.avocado.org.au](http://www.avocado.org.au) by clicking on the Industry tab and then looking under services.

For further assistance please contact: Jenny Margetts, Ph: 07 3846 6566, Email: [infocado@avocado.org.au](mailto:infocado@avocado.org.au)