



# INFOCADO CROP FORECAST

## Quarterly Infocado Report — July 2015

Horticulture  
Innovation  
Australia

Welcome to the Quarterly Infocado Report. This report is released in the months January, April, July and October. Each report shows the previous 12 month's dispatch figures and the future 12 month's forecast figures including both Australian and New Zealand data.

### Australian Avocados Forecast Jul 14 to Jun 15 (5.5 kg eqv trays)

	Jul 14	Aug 14	Sep 14	Oct 14	Nov 14	Dec 14	Jan 15	Feb 15	Mar 15	Apr 15	May 15	Jun 15	12Mth Total
Hass	954,534	980,993	691,678	729,101	880,842	815,348	330,441	155,563	74,227	339,016	926,757	991,606	7,870,106
Shepard	0	0	0	0	0	0	6,386	253,102	860,241	502,146	57,768	2,145	1,681,788
Other	70,087	51,502	19,787	31,882	7,883	18,012	14,394	4,761	34,119	29,671	57,947	55,101	395,146
<b>Total</b>	<b>1,024,621</b>	<b>1,032,495</b>	<b>711,465</b>	<b>760,983</b>	<b>888,725</b>	<b>833,360</b>	<b>351,221</b>	<b>413,426</b>	<b>968,587</b>	<b>870,833</b>	<b>1,042,472</b>	<b>1,048,852</b>	<b>9,947,040</b>

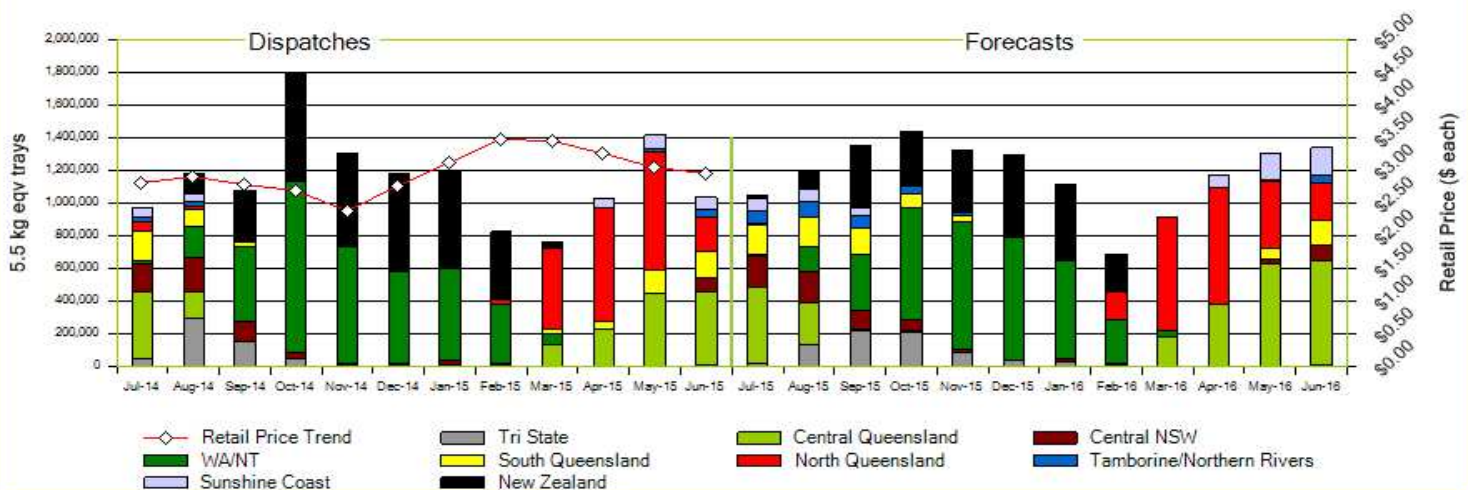
### Australian Avocados Dispatches Jul 14 to Jun 15 (5.5 kg eqv trays)

	Jul 14	Aug 14	Sep 14	Oct 14	Nov 14	Dec 14	Jan 15	Feb 15	Mar 15	Apr 15	May 15	Jun 15	12Mth Total
Hass	928,870	986,822	758,947	1,109,500	717,892	561,559	569,451	366,282	65,707	168,975	1,227,519	1,000,347	8,461,871
Shepard	0	0	0	0	0	0	0	29,974	652,529	814,487	155,649	0	1,652,639
Other	37,841	68,545	23,897	30,638	20,682	18,112	27,398	11,555	7,592	41,290	33,878	35,949	357,377
<b>Total</b>	<b>966,711</b>	<b>1,055,367</b>	<b>782,844</b>	<b>1,140,138</b>	<b>738,574</b>	<b>579,671</b>	<b>596,849</b>	<b>407,811</b>	<b>725,828</b>	<b>1,024,752</b>	<b>1,417,046</b>	<b>1,036,296</b>	<b>10,471,887</b>

### Australian Avocados Forecast Jul 15 to Jun 16 (5.5 kg eqv trays)

	Jul 15	Aug 15	Sep 15	Oct 15	Nov 15	Dec 15	Jan 16	Feb 16	Mar 16	Apr 16	May 16	Jun 16	12Mth Total
Hass	951,159	980,117	922,625	1,080,904	928,224	782,278	634,196	276,851	51,999	412,470	1,216,854	1,302,300	9,539,977
Shepard	0	0	0	0	0	0	0	174,873	844,346	727,529	48,768	0	1,795,516
Other	79,172	102,551	44,910	29,732	17,485	10,726	15,330	4,202	17,118	27,858	39,625	38,826	427,535
<b>Total</b>	<b>1,030,331</b>	<b>1,082,668</b>	<b>967,535</b>	<b>1,110,636</b>	<b>945,709</b>	<b>793,004</b>	<b>649,526</b>	<b>455,926</b>	<b>913,463</b>	<b>1,167,857</b>	<b>1,305,247</b>	<b>1,341,126</b>	<b>11,763,028</b>

Australian & New Zealand Avocados : Jul 14 to Jun 15 Dispatch / Jul 15 to Jun 16 Forecast



### Jul 14 to Jun 15 Dispatches & Jul 15 to Jun 16 Avocado Production Estimates 5.5kg eqv trays

Region	Jul14 to Jun15	Jul15 to Jun16
North Queensland	2,238,222	2,212,161
Central Queensland	1,827,950	2,566,394
Sunshine Coast	324,019	622,504
Southern Queensland	699,621	862,162
Tamb/Northern Rivers	141,977	369,264
Central NSW	693,569	739,050
Tri State	578,530	737,139
WA	3,967,999	3,654,354
<b>Aust. Sub Total</b>	<b>10,471,887</b>	<b>11,763,028</b>
<b>New Zealand</b>	<b>3,276,422</b>	<b>2,415,526</b>
<b>Total</b>	<b>13,748,309</b>	<b>14,178,55</b>

### Comments from the Infocado Team

The variability in avocado supply which was seen in the first quarter of 2015 has steadied over the second quarter. Weekly dispatches have since returned to usual expected volumes seen in previous years. The trend of slow maturity which was observed at the start of the NQ Shepard season hasn't been strongly observed in other regions. Harvest times have at times slightly altered though not to a large degree.

As dispatch volumes strengthened over the first six months of 2015 retail prices have slightly reduced, although they have remained quite strong which indicates consumer demand has held.

Looking forward, forecast volumes are estimated to continue to increase as the WA and NZ seasons begin and progress. Estimates for WA are slightly lighter than the previous season at approx. 3.65 million trays. NZ is expecting about 26% less volume than last year.

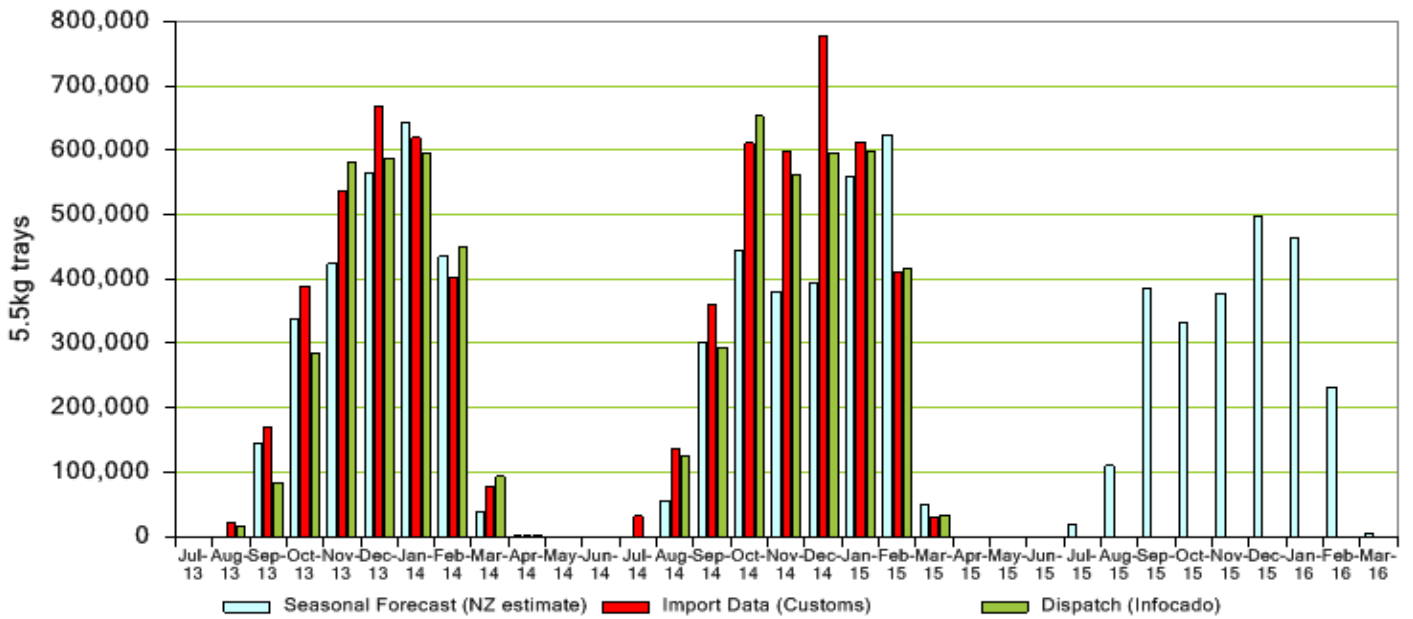
The levy funded marketing campaign will continue during 2015-16 in line with the three year marketing strategy.

The second phase of the Qualicado program finishes in August 2015 in Childers, Qld. The focus continues to be aimed at improving internal quality through the improvement of management practices in both the growing and wholesale sectors. In conjunction with the workshops, facility checks have also been undertaken with businesses that have taken advantage of the free service currently provided under the Qualicado program. All presentations from past events are provided as a reference on the BPR website. Phase 3 is currently being planned and dates and content will be available via the Avocados Australia website, *Guacamole* and *Talking Avocados*.

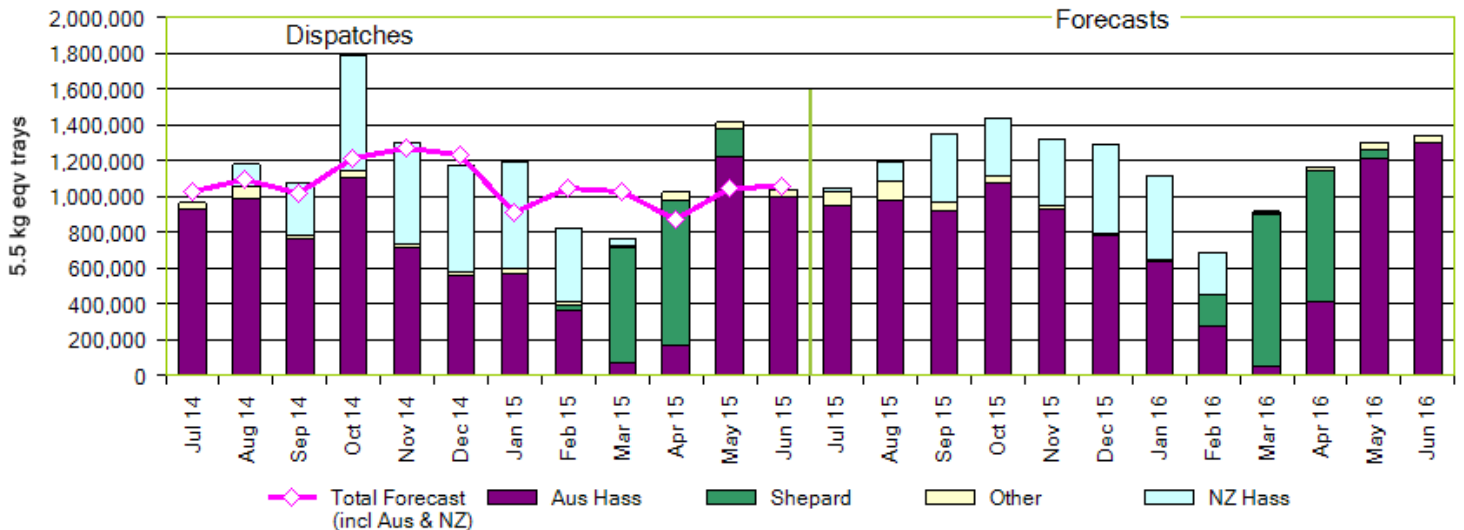
AAL is continuing to deliver retailer training in Brisbane, Sydney, Melbourne and Perth to educate retailers about how best to handle avocados to deliver a quality product.

Please Note: The monthly forecast and dispatch figures in the Quarterly Infocado Report incorporate an allowance (which varies by region) to allow for the production forecasts and dispatches that are not inputted into the Infocado system. This production (dispatch and forecast) data is not inputted for various reasons including some packhouse's unwillingness to engage with industry and/or lack of computer access. For this reason it is not possible to extrapolate the figures from the Weekly Infocado Report to come up with either the dispatch and/or forecast figures in the Quarterly Infocado Report. At any time the Weekly Infocado Report incorporates around 85% of total production and forecasts however this does vary depending on time of year (as a result of the fruit coming from different regions with different levels of packhouse input). It is not functionally possible to incorporate allowances for missing data into the Weekly Infocado Report hence the variance between it and the Quarterly Infocado Report.

## New Zealand Avocados - Dispatch and Forecast



### Jul 14 to Jun 15 Dispatches & Jul 15 to Jun 16 Forecasts Avocados by Variety



## Seasonal Forecast Contributors

<b>Central NSW</b> Coastal Avocados I & A Tolson Midcoast Avocados <b>Central Qld</b> BT & RG Pegg Donovan Family Investment Trust Lava Valley Produce Simpson Farms Pty Ltd Sunny Bluff Produce Pty Ltd SuperPak/Avocado Ridge <b>New Zealand</b> Avocado Industry Council (NZAGA) <b>North Qld</b> Avocado Estates Battistin Orchards Pty Ltd Gunnado Farm	Hilltop Mareeba Koci Avocado's Lakeshore Pty Ltd Lone Gum Avocados R & M Waterman Rockridge Farming Pty Ltd Tinaroo Falls Avocado Trust Tropicado Avocados <b>South Qld</b> Balmoral Orchard G & J Krenske Googa Farms Green Nugget Orchards Mountain Fresh One Harvest Perseverance Farming Co Sunnyspot Packhouse Pty Ltd	Touchwood Farming Wodonga Park Fruit and Nuts <b>Sunshine Coast</b> G & C Christensen Natures Fruit Company Sunfresh <b>Tamborine / Northern Rivers</b> Aussie Orchards Growers & Packers (TNR) JB & CM Culross Summerland House With No Steps T W Silver WJ Row <b>Tristate</b> Ashbourne Hills Avocados Bonyaricall Vineyards Chinoola Orchards Chislett Farms Pty Ltd	Golden Hill Packing Pty Ltd KV & JM Lehmann Marrbiz Pty Ltd Vitor Marketing Pty Ltd <b>Western Australia</b> Advance Packing & Marketing Services P/L Avonova Avowest Box Organics Delroy Orchards Green Pear Avocado Mariners Rest The Avocado Grove West Aussie Avos Willow Creek
--	---	--	---

For more detailed reports please go to [www.avocado.org.au](http://www.avocado.org.au) and login to Infocado. Instructions on accessing reports are available at [www.avocado.org.au](http://www.avocado.org.au) by clicking on the Industry tab and then looking under services.

For further assistance please contact: Nathan Symonds, Ph: 07 3846 6566, Email: [infocado@avocado.org.au](mailto:infocado@avocado.org.au)