



# INFOCADO CROP FORECAST

## Quarterly Report— January 2013

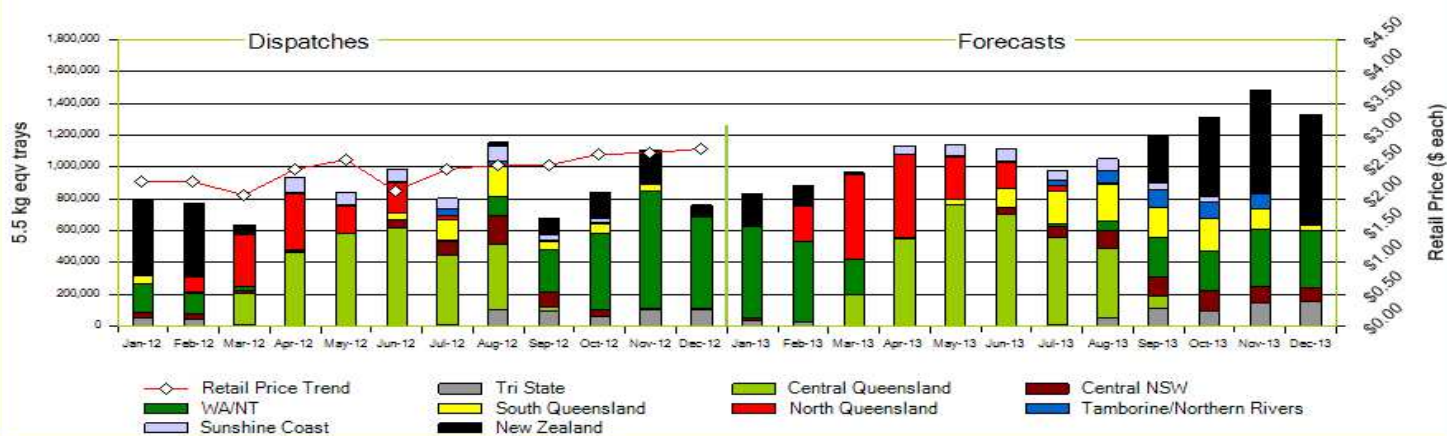
Welcome to the quarterly Infocado report. This report is released in the months January, April, July and October. Each report shows the previous 12 month's dispatch figures and the future 12 month's forecast figures including both Australian and New Zealand data.

Australian Avocados Forecast Jan 12 to Dec 12 (5.5 kg eqv trays) - from quarterly report January 12													
	Jan 12	Feb 12	Mar 12	Apr 12	May 12	Jun 12	Jul 12	Aug 12	Sep 12	Oct 12	Nov 12	Dec 12	12 Mth Total
Hass	382,907	259,509	169,021	462,697	1,242,795	1,068,864	753,137	791,481	720,572	698,792	691,914	801,291	8,042,980
Shepard	13,059	277,404	704,569	414,251	34,113	1,235	0	1	0	4,706	4,000	4,706	1,458,044
Other	18,404	9,882	25,000	36,014	68,259	53,941	108,166	118,952	25,759	10,921	11,000	9,765	496,063
<b>Total</b>	<b>414,370</b>	<b>546,795</b>	<b>898,590</b>	<b>912,962</b>	<b>1,345,167</b>	<b>1,124,040</b>	<b>861,303</b>	<b>910,434</b>	<b>746,331</b>	<b>714,419</b>	<b>706,914</b>	<b>815,762</b>	<b>9,997,087</b>

Australian Avocados Dispatches Jan 12 to Dec 12 (5.5 kg eqv trays)													
	Jan 12	Feb 12	Mar 12	Apr 12	May 12	Jun 12	Jul 12	Aug 12	Sep 12	Oct 12	Nov 12	Dec 12	12 Mth Total
Hass	294,001	168,434	49,334	596,028	796,255	947,227	684,332	1,032,604	537,466	653,460	844,362	604,070	7,207,573
Shepard	2,939	96,431	515,525	267,177	12,880	190	0	0	0	0	0	0	895,142
Other	31,271	50,747	13,160	71,228	29,993	36,902	118,719	93,772	36,717	26,088	51,276	83,386	643,259
<b>Total</b>	<b>328,211</b>	<b>315,612</b>	<b>578,019</b>	<b>934,433</b>	<b>839,128</b>	<b>984,319</b>	<b>803,051</b>	<b>1,126,376</b>	<b>574,183</b>	<b>679,548</b>	<b>895,638</b>	<b>687,456</b>	<b>8,745,974</b>

Australian Avocados Forecast Jan 13 to Dec 13 (5.5 kg eqv trays)													
	Jan 13	Feb 13	Mar 13	Apr 13	May 13	Jun 13	Jul 13	Aug 13	Sep 13	Oct 13	Nov 13	Dec 13	12 Mth Total
Hass	571,188	486,736	232,825	788,086	1,115,080	1,061,960	834,263	935,762	873,547	804,156	810,797	609,002	9,123,402
Shepard	6,553	216,802	722,700	359,428	-	-	-	-	-	-	-	-	1,305,483
Other	53,850	49,282	4,168	25,413	40,425	42,180	120,979	94,783	24,484	9,247	16,749	37,265	518,825
<b>Total</b>	<b>631,591</b>	<b>752,820</b>	<b>959,693</b>	<b>1,172,927</b>	<b>1,155,505</b>	<b>1,104,140</b>	<b>955,242</b>	<b>1,030,545</b>	<b>898,031</b>	<b>813,403</b>	<b>827,546</b>	<b>646,267</b>	<b>10,947,710</b>

Australian & New Zealand Avocados : Jan 12 to Dec 12 Dispatch / Jan 13 to Dec 13 Forecast



Please note: New Zealand dispatch figures for Jan to Mar 2012 in the graph above are taken from Customs statistics.

### Jan 12 to Dec 12 Dispatches & Jan 13 to Dec 13 Avocado Production Estimates 5.5kg eqv trays

Region	Jan to Dec12	Jan to Dec13
North Queensland	1,162,115	1,761,431
Central Queensland	2,742,509	3,292,948
Sunshine Coast	485,841	413,101
Southern Queensland	595,764	1,154,958
Tamborine/Northern Rivers	115,325	439,188
Central NSW	554,454	667,716
Tri State	555,729	615,224
WA	2,534,237	2,603,144
<b>Total</b>	<b>8,745,974</b>	<b>10,947,710</b>

Please Note: The monthly forecast and dispatch figures in the Quarterly Infocado Report incorporate an allowance (which varies by region) to allow for the production forecasts and dispatches that are not inputted into the Infocado system. This production (dispatch and forecast) data is not inputted for various reasons including some packhouse's unwillingness to engage with industry and/or lack of computer access. For this reason it is not possible to extrapolate the figures from the Weekly Infocado Report to come up with either the dispatch and/or forecast figures in the Quarterly Infocado Report. At any time the Weekly Infocado Report incorporates around 85% of total production and forecasts however this does vary depending on time of year (as a result of the fruit coming from different regions with different levels of packhouse input). It is not functionally possible to incorporate allowances for missing data into the Weekly Infocado Report hence the variance between it and the Quarterly Infocado Report.

### Comments from the Infocado Team

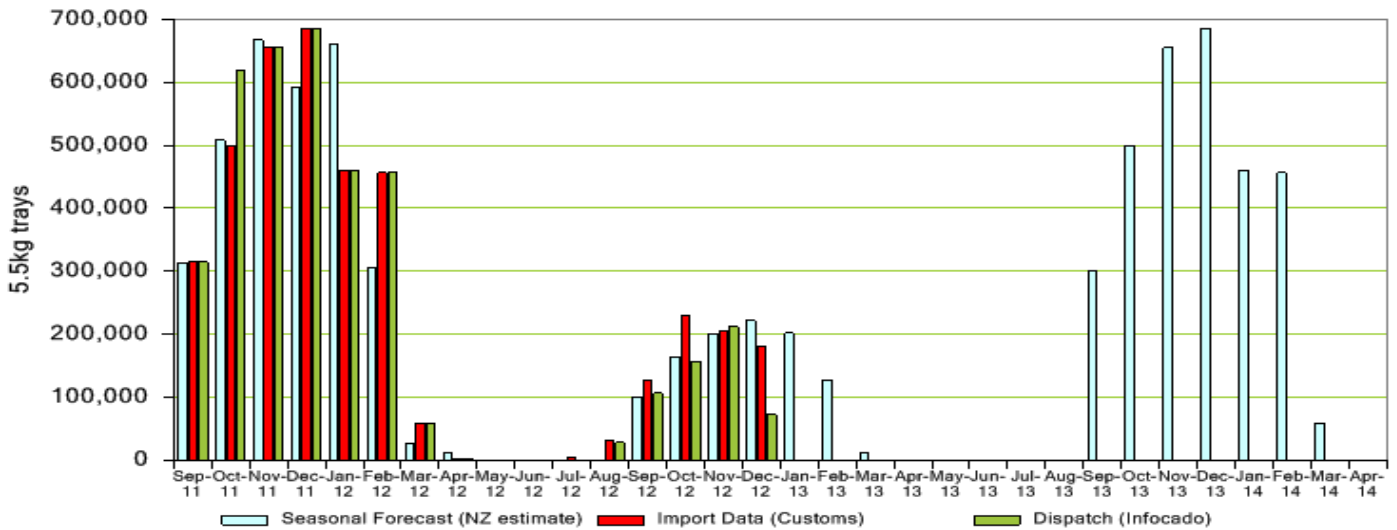
As everyone would be aware there have been extreme weather events directly affecting some major avocado growing regions over the last week. We have been talking to growers across the affected regions and early reports indicate that there has certainly been some fruit loss with considerable variability within and between regions. The areas that appear to be worst affected generally are Central Queensland and Mount Tamborine. We are unable to provide accurate estimates at this point but average fruit losses across the affected regions could be in the order of about 15% and fruit remaining on the trees have suffered some skin damage. We will be contacting growers over the next few days and weeks to get a better understanding of how these events will effect the overall national crop for 2013.

Furthermore, given that we are unable to account for the affects of recent events in this report we will be releasing another "quarterly report" in February with updated forecasts for 2013. As such the new forms were emailed to you yesterday. We would ask that you please update the form as soon as possible, keeping in mind that it will span from February 2013 to January 2014, so that we can promptly provide you with an updated forecast.

As discussed in the Weekly Reports, this is the first Quarterly Report we have produced using the regional committees to make estimates for non-contributing packhouses to replace the factor system. This means that on a 6 monthly basis these committees will be reviewing estimates of volumes from packhouses not contributing to the Infocado System. To assist with this process could you please review the contributors list on the second page of this report and email us any packhouses you know of that are not listed. That way we can first make every effort to get them to contribute their data and if that is not successful we can add them to our non-contributors list (if not already there) and include an estimate of their volumes in the quarterly report.

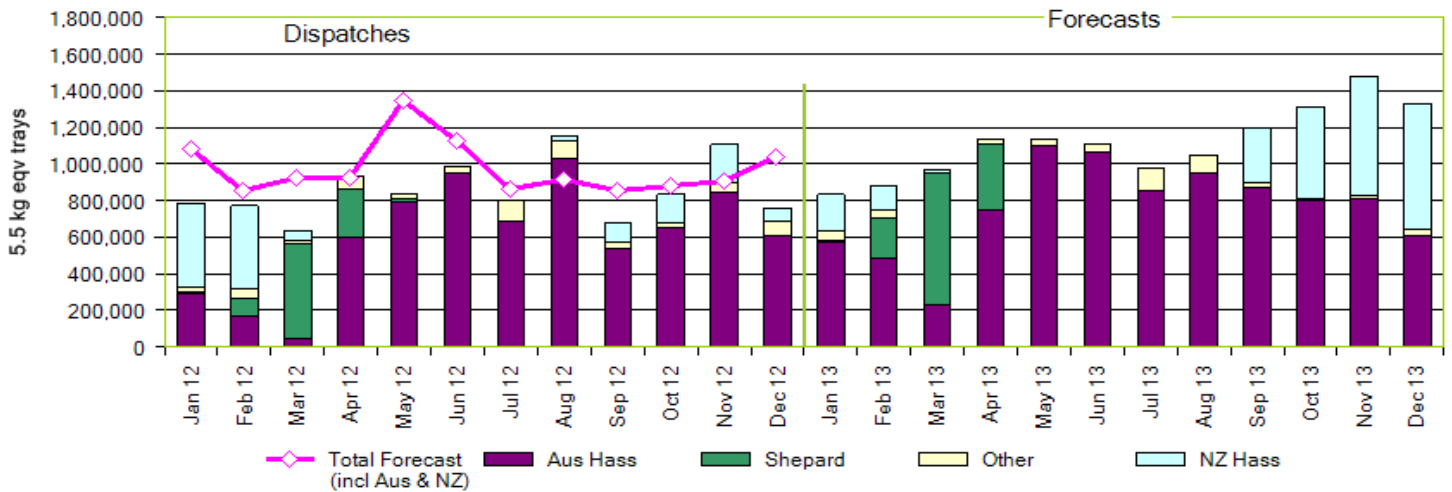
The new avocado marketing strategy will be finalised in the next few months and will be rolled out from July.

### New Zealand Avocados - Dispatch and Forecast



NB: NZ Dispatch (Infocado data) in the graph above were not available for Nov 11 to Apr 12 therefore Customs data has been inserted in its place for this report

### Jan 12 to Dec 12 Dispatches & Jan 13 to Dec 13 Forecasts Avocados by Variety



NB: NZ Dispatch figures in this graph are from Infocado and Customs data. The total forecast line (pink line) in the chart above illustrates the most up to date forecasts. ie. The Oct 11 figure comes from the forecast made in Sep 11 and the Nov 11 figure comes from the forecast made in Oct 11.

## Seasonal Forecast Contributors

#### Central NSW

Coastal Avocados  
I & A Tolson  
Kulnura Ambrosia Avocados  
Midcoast Avocados

#### Central Qld

Avocado Ridge  
BT & RG Pegg  
Chris and Sue Allan  
Donovan Family Investment Trust  
Lava Valley Produce  
Simpson Farms Pty Ltd  
Sunny Bluff Produce Pty Ltd  
SuperPak  
The I & R Philpott Family Trust

#### NZ

Avocado Industry Council (NZAGA)

#### North Qld

Avocado Estates  
Avocados With Altitude  
Aussie Orchards Growers & Packers  
B & F Sanderson Farming  
Battistin Orchards Pty Ltd  
Bellview Orchards Pty Ltd  
Blushing Acres Pty Ltd  
Golden Triangle Avocados  
Gunnado Farm  
Hilltop Mareeba  
ID & AM Leighton  
Lavers Orchards  
Lone Gum Avocados  
R & M Waterman  
Tinaroo Falls Avocado Trust  
Tropicado Avocados

#### South Qld

Wepac Avocados  
Balmoral Orchard  
Googa Farms  
G&J Krenske  
Green Nugget Orchards  
Mountain Fresh  
One Harvest  
Perseverance Farming Co  
Sunnyspot Packhouse Pty Ltd  
Touchwood Farming  
Sunshine Coast  
G & C Christensen  
Natures Fruit Company  
Sunfresh  
Tamborine Northern Rivers  
Aussie Orchards Growers & Packers  
JB & CM Culross  
Jirel Holdings  
Summerland House With No Steps  
WJ Row

#### Tristate

Ashbourne Hills Avocados  
C F Fechner  
Chinoola Orchards  
Chislett Developments Pty Ltd  
KV & JM Lehmann  
LD & PM Burns  
Vitor Marketing Pty Ltd  
WA  
Advance Packing & Marketing Services P/L  
Applewood Orchard  
Avonova  
Awest  
Box Organics  
Delroy Orchards  
Green Pear Avocado  
Mariners Rest  
The Avocado Grove  
VP & EA Farrell  
West Aussie Avos  
Willow Creek

For more detailed reports please go to [www.avocado.org.au](http://www.avocado.org.au) and login to Infocado. Instructions on accessing reports are available at [www.avocado.org.au](http://www.avocado.org.au) by clicking on the Industry tab and then looking under services.

For further assistance please contact: Julie Petty, Ph: 07 3846 6566, Email: [infocado@avocado.org.au](mailto:infocado@avocado.org.au)