



INFOCADO CROP FORECAST

Quarterly Report— October 2012

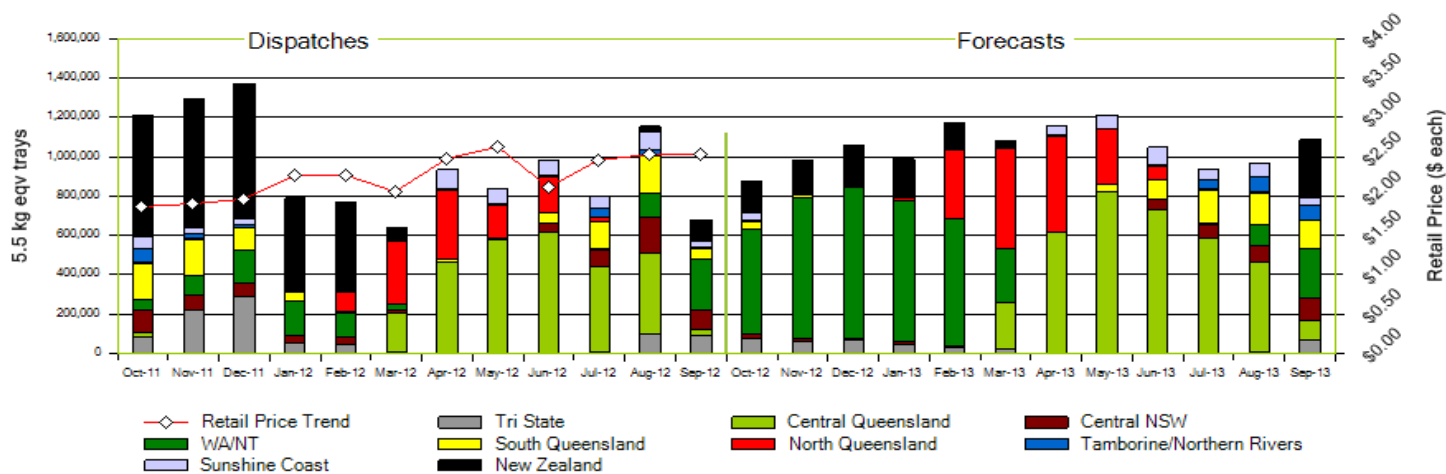
Welcome to the quarterly Infocado report. This report is released in the months January, April, July and October. Each report shows the previous 12 month's dispatch figures and the future 12 month's forecast figures including both Australian and New Zealand data.

Australian Avocados Forecast Oct 11 to Sep 12 (5.5 kg eqv trays)													
	Oct 11	Nov 11	Dec 11	Jan 12	Feb 12	Mar 12	Apr 12	May 12	Jun 12	Jul 12	Aug 12	Sep 12	12 Mth Total
Hass	560,586	522,647	553,970	382,907	259,509	169,021	462,697	1,242,795	1,068,864	753,137	791,481	720,572	7,488,186
Shepard	0	0	0	13,059	277,404	704,569	414,251	34,113	1,235	0	1	0	1,444,632
Other	18,586	3,260	18,727	18,404	9,882	25,000	36,014	68,259	53,941	108,166	118,952	25,759	504,950
Total	579,172	525,907	572,697	414,370	546,795	898,590	912,962	1,345,167	1,124,040	861,303	910,434	746,331	9,437,768

Australian Avocados Dispatches Oct 11 to Sep 12 (5.5 kg eqv trays)													
	Oct 11	Nov 11	Dec 11	Jan 12	Feb 12	Mar 12	Apr 12	May 12	Jun 12	Jul 12	Aug 12	Sep 12	12 Mth Total
Hass	574,952	621,004	629,302	294,001	168,434	49,334	596,028	796,255	947,227	684,332	1,032,604	537,466	6,930,939
Shepard	0	0	0	2,939	96,431	515,525	267,177	12,880	190	0	0	0	895,142
Other	20,165	16,624	59,069	31,271	50,747	13,160	71,228	29,993	36,902	118,719	93,772	36,717	578,367
Total	595,117	637,628	688,371	328,211	315,612	578,019	934,433	839,128	984,319	803,051	1,126,376	574,183	8,404,448

Australian Avocados Forecast Oct 12 to Sep 13 (5.5 kg eqv trays)													
	Oct 12	Nov 12	Dec 12	Jan 13	Feb 13	Mar 13	Apr 13	May 13	Jun 13	Jul 13	Aug 13	Sep 13	12 Mth Total
Hass	698,792	799,071	833,144	761,884	696,391	358,605	764,135	1,182,910	1,003,017	805,776	881,271	757,164	9,542,160
Shepard	4,706	4,706	4,706	15,854	334,756	685,816	370,837	0	0	0	0	0	1,421,381
Other	10,921	9,093	9,765	13,849	7,261	1,675	24,833	30,078	43,969	127,738	83,644	31,149	393,975
Total	714,419	812,870	847,615	791,587	1,038,408	1,046,096	1,159,805	1,212,988	1,046,986	933,514	964,915	788,313	11,357,516

Australian & New Zealand Avocados : Oct 11 to Sep 12 Dispatch / Oct 12 to Sep 13 Forecast



Please note: New Zealand dispatch figures for Jan to Mar 2012 in the graph above are taken from Customs statistics.

11 to Sep 12 Dispatches & Oct 12 to Sep 13 Avocado Production Estimates 5.5kg eqv trays		
Region	Oct11 to Sep12	Oct12 to Sep13
North Queensland	1,174,533	1,732,318
Central Queensland	2,762,057	3,542,802
Sunshine Coast	582,717	399,833
Southern Queensland	971,580	644,376
Tamborine/Northern Rivers	214,110	232,294
Central NSW	756,357	411,176
Tri State	891,701	365,058
WA	1,051,393	4,029,659
Total	8,404,448	11,357,516

Please Note: The monthly forecast and dispatch figures in the Quarterly Infocado Report incorporate an allowance (which varies by region) to allow for the production forecasts and dispatches that are not inputted into the Infocado system. This production (dispatch and forecast) data is not inputted for various reasons including some packhouse's unwillingness to engage with industry and/or lack of computer access. For this reason it is not possible to extrapolate the figures from the Weekly Infocado Report to come up with either the dispatch and/or forecast figures in the Quarterly Infocado Report. At any time the Weekly Infocado Report incorporates around 85% of total production and forecasts however this does vary depending on time of year (as a result of the fruit coming from different regions with different levels of packhouse input). It is not functionally possible to incorporate allowances for missing data into the Weekly Infocado Report hence the variance between it and the Quarterly Infocado Report.

Comments from the Infocado Team

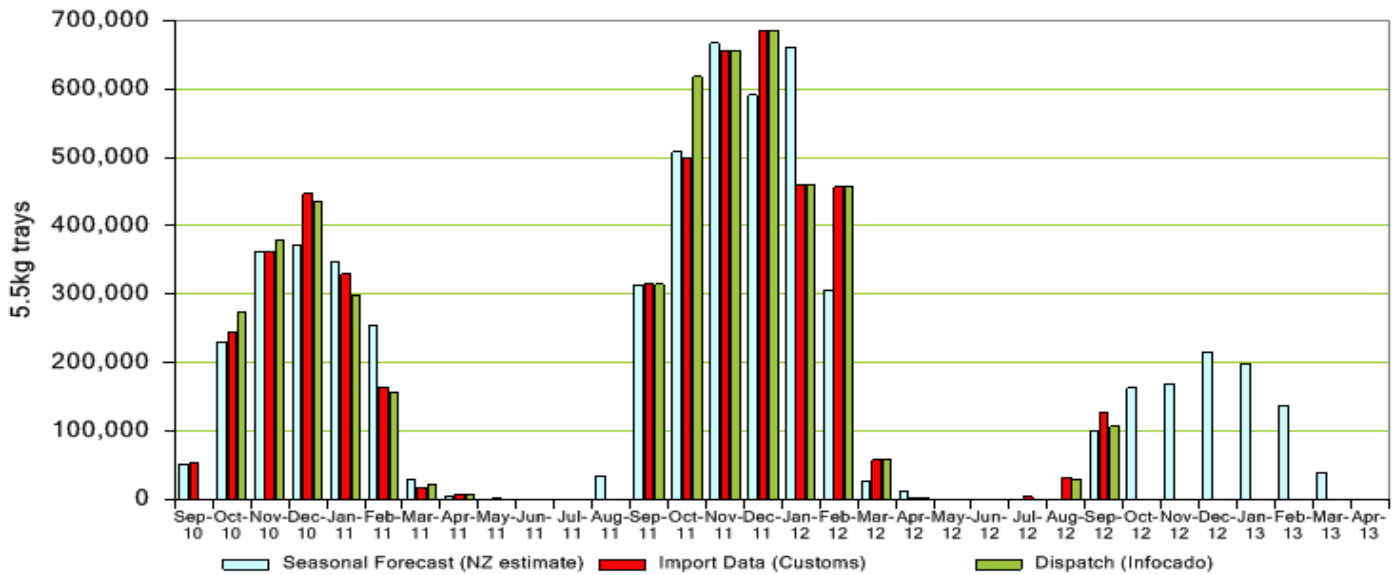
Retail prices have remained stable over the Winter season even when volumes dropped significantly in September. This consistency is good for maintaining demand.

Positive market conditions encouraged southern growing regions to harvest earlier than had been forecast. This has meant that forecasts for the last months of their respective seasons were reduced. Western Australia also started slightly earlier (in August) than forecast however, volumes for September are in line with forecasts completed in June as are New Zealand volumes to date for this season.

Growers should ensure they undertake Dry Matter tests prior to harvest to ensure the fruit is mature. The Australian standard is 21% for Shepard and 23% for Hass. Dry Matter percentages below these levels can adversely affect the consumer's experience and impact on future purchases.

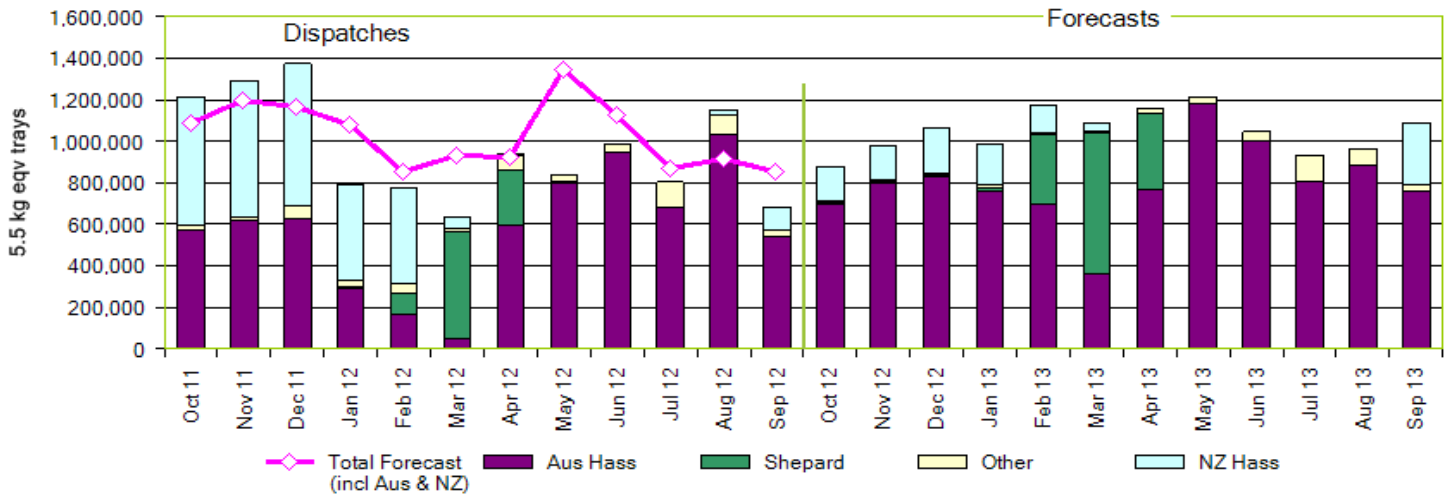
Recently an independent review of the Infocado System was conducted through which a number of recommendations were made to improve both the accuracy and transparency of the system. These recommendations are currently being implemented and have been explained in more detail in the Spring edition of Talking Avocados.

New Zealand Avocados - Dispatch and Forecast



NB: NZ Dispatch (Infocado data) in the graph above were not available for Nov 11 to Apr 12 therefore Customs data has been inserted in its place for this report

Oct 11 to Sep 12 Dispatches & Oct 12 to Sep 13 Forecasts Avocados by Variety



NB: NZ Dispatch figures in this graph are from Infocado and Customs data. The total forecast line (pink line) in the chart above illustrates the most up to date forecasts. ie. The Oct 11 figure comes from the forecast made in Sep 11 and the Nov 11 figure comes from the forecast made in Oct 11.

Seasonal Forecast Contributors

Advance Packing & Marketing Services P/L	Chislett Developments Pty Ltd	Jirel Holdings	Sunfresh
Applewood Orchard	Chris and Sue Allan	Kulnura Ambrosia Avocados	Sunny Bluff Produce Pty Ltd
Ashbourne Hills Avocados	Coastal Avocados	KV & JM Lehmann	Sunnyspot Packhouse Pty Ltd
Aussie Orchards Growers & Packers	Delroy Orchards	Lava Valley Produce	SuperPak
Avocado Estates	Donovan Family Investment Trust	Lavers Orchards	The Avocado Grove
Avocado Industry Council (NZAGA)	G & C Christensen	Lone Gum Avocados	The I & R Philpott Family Trust
Avocado Ridge	G & J Krenske	Mariners Rest	Tinaroo Falls Avocado Trust
Avocados With Altitude Pty Ltd	Golden Triangle Avocados	Midcoast Avocados	Touchwood Farming
Avonova	Goldup Farms	Mountain Fresh	Tropicado Avocados
Avowest	Googa Farms	Natures Fruit Company	Vitor Marketing Pty Ltd
Balmoral Orchard	Green Nugget Orchards	One Harvest	VP & EA Farrell
Battistin Orchards Pty Ltd	Green Pear Avocado	Perseverance Farming Co	WePac Pty Ltd
Bellview Orchards Pty Ltd	Gunnado Farm	R & M Waterman	West Aussie Avos
Blushing Acres Pty Ltd	Hilltop Mareeba	RM & KL Cornwall	Willow Creek
BT & RG Pegg	I & A Tolson	Serrata Enterprises	WJ Row
C F Fechner	ID & AM Leighton	Simpson Farms Pty Ltd	Wodonga Park Fruit and Nuts
Chinoola Orchards	JB & CM Culross	Summerland House With No Steps	

For more detailed reports please go to www.avocado.org.au and login to Infocado. Instructions on accessing reports are available at www.avocado.org.au by clicking on the Industry tab and then looking under services.

For further assistance please contact: Julie Petty, Ph: 07 3846 6566, Email: infocado@avocado.org.au