



# Quarterly Infocado Report

## Crop Forecast — October 2017

**Hort Innovation**  
Strategic levy investment

**AVOCADO FUND**

Welcome to the Quarterly Infocado Report, released in the months January, April, July and October. Each report shows the previous 12 months' dispatch figures and the future 12 months' forecast figures including both Australian and New Zealand data.

### Australian Avocados Forecast Oct 16 to Sep 17 (5.5 kg eqv trays) - from quarterly report October 16

	Oct 16	Nov 16	Dec 16	Jan 17	Feb 17	Mar 17	Apr 17	May 17	Jun 17	Jul 17	Aug 17	Sep 17	12Mth Total
Hass	813,664	592,046	622,743	445,984	247,000	41,032	442,227	1,433,386	1,503,645	1,059,602	1,190,565	971,598	9,363,492
Shepard	0	0	0	0	173,863	952,234	774,424	78,420	0	0	0	0	1,978,941
Other	16,642	19,623	29,737	42,320	13,500	25,348	24,615	36,662	35,963	44,360	38,521	4,706	331,997
<b>Total</b>	<b>830,306</b>	<b>611,669</b>	<b>652,480</b>	<b>488,304</b>	<b>434,363</b>	<b>1,018,614</b>	<b>1,241,266</b>	<b>1,548,468</b>	<b>1,539,608</b>	<b>1,103,962</b>	<b>1,229,086</b>	<b>976,304</b>	<b>11,674,430</b>

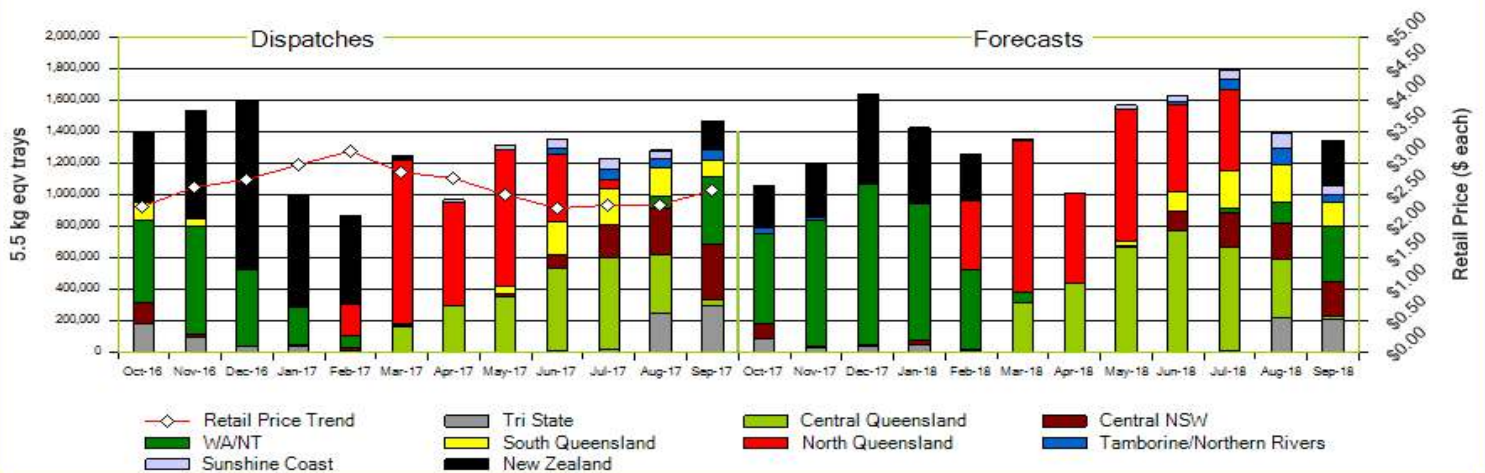
### Australian Avocados Dispatches Oct 16 to Sep 17 (5.5 kg eqv trays)

	Oct 16	Nov 16	Dec 16	Jan 17	Feb 17	Mar 17	Apr 17	May 17	Jun 17	Jul 17	Aug 17	Sep 17	12Mth Total
Hass	910,972	781,982	505,316	266,027	96,983	33,522	383,278	1,254,784	1,315,176	1,181,865	1,206,950	1,259,397	9,196,252
Shepard	0	0	0	0	207,154	1,186,235	563,708	17,218	305	31	90	0	1,974,741
Other	59,609	65,865	31,671	25,496	789	5,439	20,040	39,544	31,560	44,531	67,200	39,564	431,308
<b>Total</b>	<b>970,581</b>	<b>847,847</b>	<b>536,987</b>	<b>291,523</b>	<b>304,926</b>	<b>1,225,196</b>	<b>967,026</b>	<b>1,311,546</b>	<b>1,347,041</b>	<b>1,226,427</b>	<b>1,274,240</b>	<b>1,298,961</b>	<b>11,602,301</b>

### Australian Avocados Forecast Oct 17 to Sep 18 (5.5 kg eqv trays)

	Oct 17	Nov 17	Dec 17	Jan 18	Feb 18	Mar 18	Apr 18	May 18	Jun 18	Jul 18	Aug 18	Sep 18	12Mth Total
Hass	781,340	844,293	1,056,262	893,796	505,140	84,406	439,540	1,507,455	1,603,498	1,747,909	1,344,806	1,049,030	11,857,475
Shepard	0	0	0	0	444,429	1,244,798	559,774	39,263	0	0	0	0	2,288,264
Other	3,727	9,687	23,126	46,573	14,304	16,381	9,530	19,505	27,803	42,180	42,504	5,603	260,923
<b>Total</b>	<b>785,067</b>	<b>853,980</b>	<b>1,079,388</b>	<b>940,369</b>	<b>963,873</b>	<b>1,345,585</b>	<b>1,008,844</b>	<b>1,566,223</b>	<b>1,631,301</b>	<b>1,790,089</b>	<b>1,387,310</b>	<b>1,054,633</b>	<b>14,406,662</b>

### Australian & New Zealand Avocados : Oct 16 to Sep 17 Dispatch / Oct 17 to Sep 18 Forecast



### Oct 16 to Sep 17 Dispatches & Oct 17 to Sep 18 Avocado Production Estimates 5.5kg eqv trays

Region	Oct16 to Sep17	Oct17 to Sep18
North Queensland	3,244,615	3,885,307
Central Queensland	2,348,219	3,232,951
Sunshine Coast	230,473	267,881
Southern Queensland	964,575	779,847
Tamborine/Northern Rivers	243,396	305,077
Central NSW	1,140,089	950,809
Tri State	901,399	644,164
WA	2,529,535	4,340,626
New Zealand	3,643,621	2,234,735
<b>Total</b>	<b>15,245,922</b>	<b>16,641,397</b>

Report notes:  
The Quarterly Infocado report is compiled using data collected into the Infocado system from an estimated 85% of industry packhouses, consolidators and wholesalers. This report incorporates an allowance (by region) for the data which is not contributed to the Infocado system. It is thus, not possible to extrapolate the figures from Weekly Infocado reports (which use unadjusted data) to those in Quarterly Infocado reports.  
This report is provided to Infocado contributors only, it is not publicly released. The report is confidential and may also be legally privileged. You should not copy it or use it for any purpose, nor disclose its contents to any other person.

### Comments from your Infocado team

Australian supply from July to September (Q3) 2017 was 3.8 million, a 9% decrease on the same period last year. The national monthly supply figures indicate a steady increase over the quarter, supplemented by NZ supply. The NZ seasonal supply to Australia had a late start in August this year, a month later than forecast.

Forecasts continue to indicate a good supply over the summer months, with WA dominating supply for the next four to five months. WA and NZ continue the trend of irregular bearing years, with this year being WA's "on" year.

North Qld are forecasting increased supply in Feb and March compared to last year. If achieved, this supply will help avoid the market shortages experienced late last summer. Central Qld is also forecasting increased supply compared with dispatch last season, with other regions forecasting similar supply to last season.

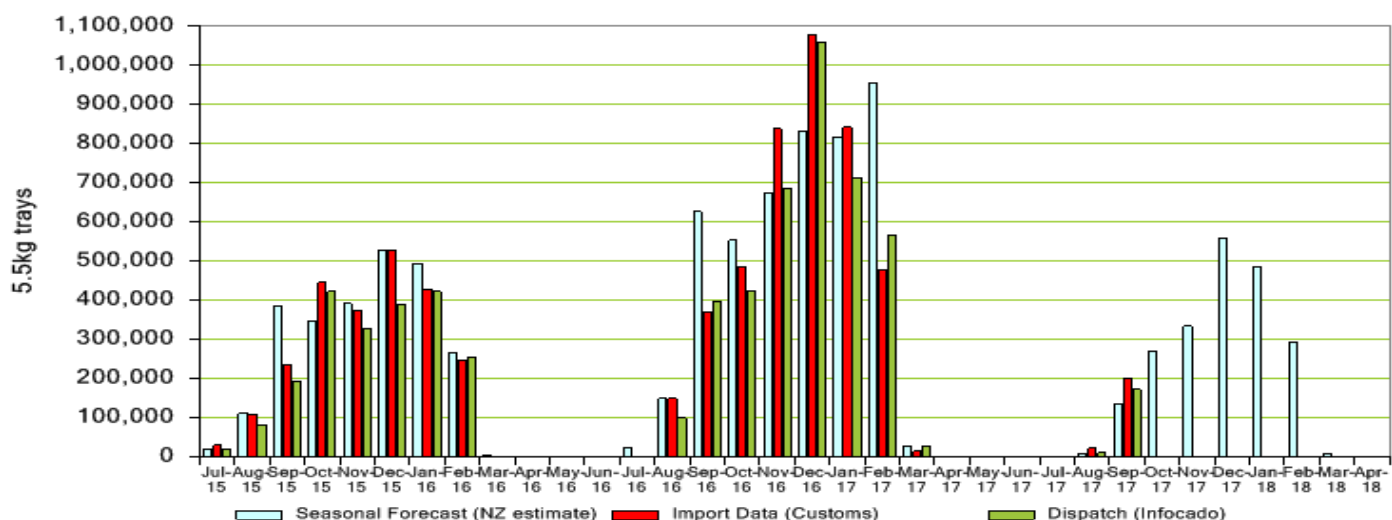
Forecasts currently indicate increased supply for the total market over the next twelve months.

You can download the [Crop Forecasting Case Studies \(http://www.avocado.org.au/wp-content/uploads/2017/03/Crop-Forecasting-Case-Studies.pdf\)](http://www.avocado.org.au/wp-content/uploads/2017/03/Crop-Forecasting-Case-Studies.pdf) to help with your Infocado data input.

Have you listed your business in the Avocado Directory? Whether you are a buyer or seller of products or services, this directory can help you find the business you are looking for. Apply here: <http://www.avocado.org.au/avocado-directory/apply/>.

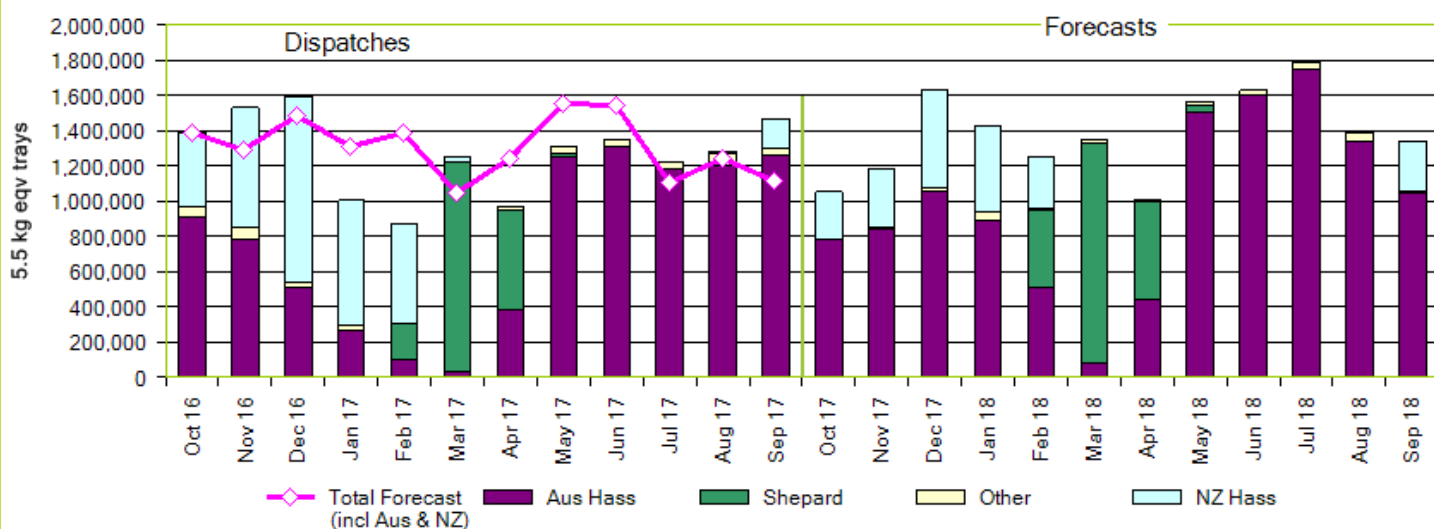
Follow us on [Facebook](#) and [Twitter](#).

### New Zealand Avocados - Dispatch and Forecast



NB: Source of import data is ABS and/or NZ Infoshare (NZ govt customs data) depending on availability.

### Oct 16 to Sep 17 Dispatches & Oct 17 to Sep 18 Forecasts Avocados by Variety



NB: NZ dispatch figures in the above graph are from Infocado, the total forecast line (pink) indicates the most up to date forecasts.

### Seasonal forecast contributors

#### Central NSW

Coastal Avocados  
I & A Tolson  
Midcoast Avocados

#### Central Qld

BT & RG Pegg  
Donovan Family Investment Trust  
Lava Valley Produce  
Simpson Farms Pty Ltd  
Sunny Bluff Produce Pty Ltd

Costa Avocados/Superpak

Costa Avocados/Superpak

Costa Avocados/Superpak

Costa Avocados/Superpak

Costa Avocados/Superpak

Costa Avocados/Superpak

Costa Avocados/Superpak

Costa Avocados/Superpak

Costa Avocados/Superpak

Costa Avocados/Superpak

Bellview Orchards Pty Ltd

Cobra Hill Orchards

Golden Triangle Avocados

Green Skin Avocados

Gunnado Farm

Hilltop Mareeba

Koci Avocado's

Tinaroo Falls Avocado Trust

Tropicado Avocados

#### South Qld

Balmoral Orchard

Googa Farms

Green Nugget Orchards

G & J Krenske

Mountain Fresh

Perseverance Farming Co

Sunnyspot Packhouse Pty Ltd

Sunnyspot Packhouse Pty Ltd

Touchwood Farming

Wodonga Park Fruit and Nuts

#### Sunshine Coast

Natures Fruit Company

Sunfresh

#### Tamborine / Northern Rivers

Aussie Orchards Growers & Packers

Jirel Holdings

Merrinee Farm

T W Silver

WJ Row

Zhong Sheng Pty Ltd

#### Tristate

Barham Avocados

Chinoola Orchards

Chislett Farms Pty Ltd

Golden Hill Packing Pty Ltd

Klingbiel Family Trust

KV & JM Lehmann

Marrbiz Pty Ltd

Mildura Fruit Company

Schirripa Orchards

Sunvale Produce Pty Ltd

#### Western Australia

Advance Packing & Marketing Services P/L

Avonova

Avowest

Delroy Orchards

Golden Hill Avocados

Green Pear Avocado

J.G. Loffler

Mariners Rest

The Avocado Grove

VP & EA Farrell

West Aussie Avos

Willow Creek

Infocado information is available at [www.avocado.org.au/our-programs/supply-chain-data/infocado/](http://www.avocado.org.au/our-programs/supply-chain-data/infocado/) or contact us at [infocado@avocado.org.au](mailto:infocado@avocado.org.au)

This report has been funded by Hort Innovation, using the avocado research and development levy and contributions from the Australian Government. Hort Innovation is the grower-owned, not-for-profit research and development corporation for Australian horticulture.