



QUARTERLY INFOCADO REPORT

Crop Forecast — July 2017



Welcome to the Quarterly Infocado Report, released in the months January, April, July and October. Each report shows the previous 12 month's dispatch figures and the future 12 months' forecast figures including both Australian and New Zealand data.

Australian Avocados Forecast Jul 16 to Jun 17 (5.5 kg eqv trays) - from quarterly report July 16

	Jul 16	Aug 16	Sep 16	Oct 16	Nov 16	Dec 16	Jan 17	Feb 17	Mar 17	Apr 17	May 17	Jun 17	12 Mth Total
Hass	1,189,791	1,209,175	1,008,122	813,664	592,046	622,743	445,984	247,000	41,032	442,227	1,433,386	1,503,645	9,548,815
Shepard	0	0	0	0	0	0	0	173,863	952,234	774,424	78,420	0	1,978,941
Other	55,639	39,499	70,125	16,642	19,623	29,737	42,320	13,500	25,348	24,615	36,662	35,963	409,673
Total	1,245,430	1,248,674	1,078,247	830,306	611,669	652,480	488,304	434,363	1,018,614	1,241,266	1,548,468	1,539,608	11,937,429

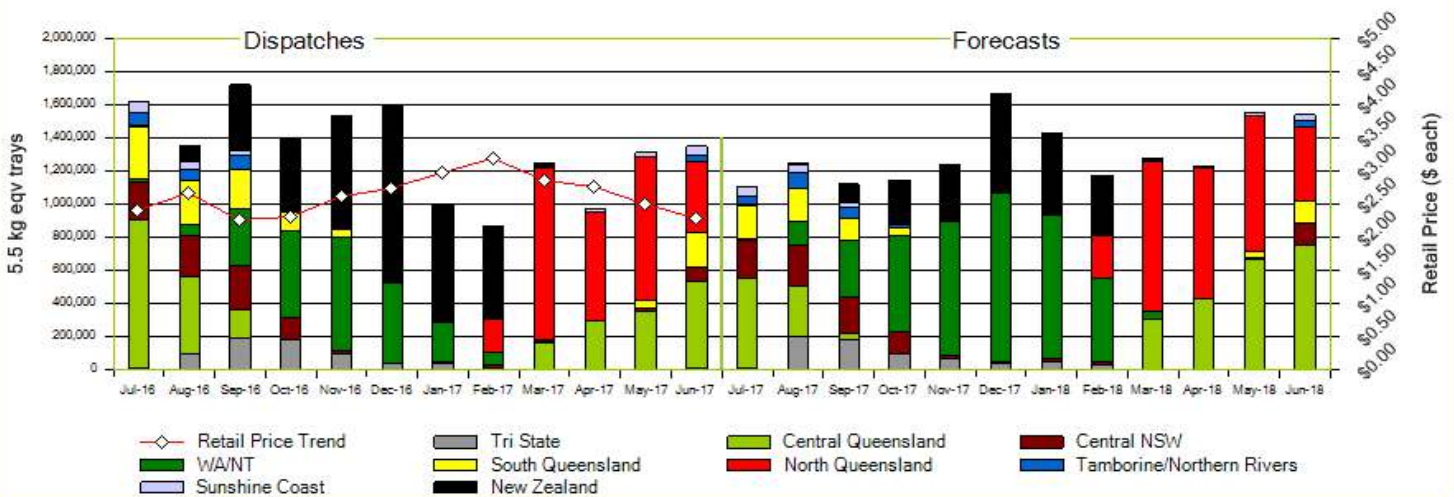
Australian Avocados Dispatches Jul 16 to Jun 17 (5.5 kg eqv trays)

	Jul 16	Aug 16	Sep 16	Oct 16	Nov 16	Dec 16	Jan 17	Feb 17	Mar 17	Apr 17	May 17	Jun 17	12 Mth Total
Hass	1,602,409	1,210,754	1,268,292	910,972	781,982	505,316	266,027	96,983	33,522	383,278	1,254,784	1,315,176	9,629,495
Shepard	0	0	0	0	0	0	0	207,154	1,186,235	563,708	17,218	305	1,974,620
Other	12,561	43,662	58,116	59,609	65,865	31,671	25,496	789	5,439	20,040	39,544	31,560	394,352
Total	1,614,970	1,254,416	1,326,408	970,581	847,847	536,987	291,523	304,926	1,225,196	967,026	1,311,546	1,347,041	11,998,467

Australian Avocados Forecast Jul 17 to Jun 18 (5.5 kg eqv trays)

	Jul 17	Aug 17	Sep 17	Oct 17	Nov 17	Dec 17	Jan 18	Feb 18	Mar 18	Apr 18	May 18	Jun 18	12 Mth Total
Hass	1,059,602	1,201,313	1,006,822	876,834	895,858	1,038,066	888,618	523,064	75,071	715,347	1,514,936	1,511,830	11,307,361
Shepard	0	0	0	0	0	0	0	257,632	1,169,008	500,666	18,179	0	1,945,485
Other	44,360	37,859	4,768	2,781	11,919	33,087	45,153	25,403	16,499	14,573	20,854	28,297	285,553
Total	1,103,962	1,239,172	1,011,590	879,615	907,777	1,071,153	933,771	806,099	1,260,578	1,230,586	1,553,969	1,540,127	13,538,399

Australian & New Zealand Avocados : Jul 16 to Jun 17 Dispatch / Jul 17 to Jun 18 Forecast



Jul 16 to Jun 17 Dispatches & Jul 17 to Jun 18 Avocado Production Estimates 5.5kg eqv trays

Region	Jul16 to Jun17	Jul17 to Jun18
North Queensland	3,199,815	3,226,403
Central Queensland	2,887,691	3,034,092
Sunshine Coast	254,737	210,199
Southern Queensland	1,266,134	769,247
Tamborine/Northern Rivers	272,746	278,465
Central NSW	1,026,406	1,059,216
Tri State	639,399	662,923
WA	2,451,539	4,305,800
New Zealand	3,956,486	2,184,020
Total	15,954,953	15,730,365

Comments from your Infocado team

Australian supply overall for April to June (Q2) 2017 was marginally lower compared to that period in 2016, with the monthly figures indicating a slower start to the quarter in April, picking up through May and June. Supply volume for Q2 2017 was 3.63 million trays, and in Q2 2016 was 3.76 million. New Zealand ended their seasonal supply to Australia in March this year.

Forecasts currently indicate similar crop expectations for the total market over the next twelve months, although by region, Southern Queensland are forecasting significantly lower production over that period. Forecasts indicate a stronger supply over the summer months, with WA's production dominating, and both WA and NZ forecast a continuation of the trend of alternating "on" years. WA estimate a 1.85 million tray increase on last year and NZ expecting a 1.77 million tray decrease.

The Shepard season peaked earlier this year than last with comparative dispatches in Q1 doubling, while Q2 saw Shepard production halved.

We encourage you to check out the new [Avocados Australia website](http://www.avocado.org.au) which is now up and running with plenty of new features, including the revamped Best Practice Resources (BPR).

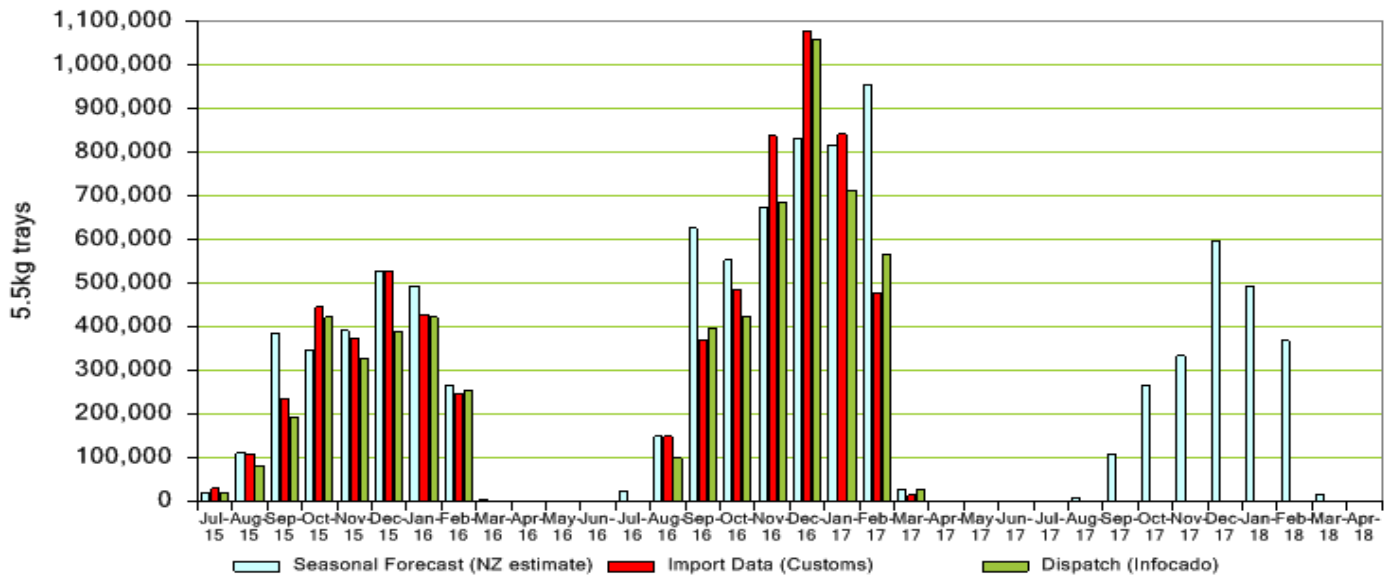
You can download the [Crop Forecasting Case Studies](http://www.avocado.org.au/wp-content/uploads/2017/03/Crop-Forecasting-Case-Studies.pdf) (<http://www.avocado.org.au/wp-content/uploads/2017/03/Crop-Forecasting-Case-Studies.pdf>) to help with your Infocado data input.

Also visit the revamped and Avocado Directory, which allows easy access to the businesses that play a role in the avocado industry. Whether you are a buyer or seller of products or services, this directory can help you find the business you are looking for. Check it out today: <http://www.avocado.org.au/avocado-directory/apply/>

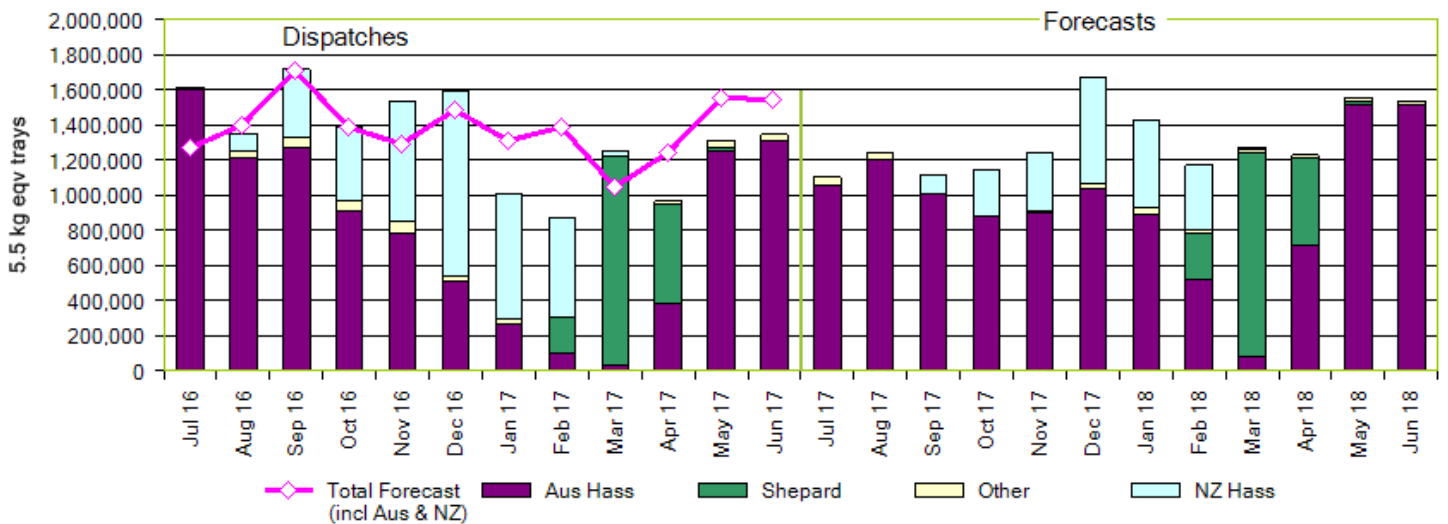
Our new social media platforms have also been launched so please follow us on [Facebook](https://www.facebook.com/avocadosaustralia) and [Twitter](https://twitter.com/avocadosaustralia)

Report notes:
The Quarterly Infocado report is compiled using data collected into the Infocado system from an estimated 85% of industry packhouses, consolidators and wholesalers. This report incorporates an allowance (by region) for the data which is not contributed to the Infocado system. It is thus, not possible to extrapolate the figures from Weekly Infocado reports (which use unadjusted data) to those in Quarterly Infocado reports.
This report is provided to Infocado contributors only, it is not publically released. The report is confidential and may also be legally privileged. You should not copy it or use it for any purpose, nor disclose its contents to any other person.

New Zealand Avocados - Dispatch and Forecast



Jul 16 to Jun 17 Dispatches & Jul 17 to Jun 18 Forecasts Avocados by Variety



NB: NZ dispatch figures in the above graph are from Infocado, the total forecast line (pink) indicates the most up to date forecasts.

Seasonal forecast contributors

Central NSW

Coastal Avocados
I & A Tolson
Midcoast Avocados

Central Qld

BT & RG Pegg
Donovan Family Investment Trust
Lava Valley Produce
Simpson Farms Pty Ltd
Sunny Bluff Produce Pty Ltd
Costa Avocados/Superpak

New Zealand

Avocado Industry Council (NZAGA)

North Qld

Aussie Orchards Growers & Packers
Avocado Estates
Avocados with Altitude
Battistin Orchards Pty Ltd

Bellview Orchards Pty Ltd

Cobra Hill Orchards

Golden Triangle Avocados

Green Skin Avocados

Gunnado Farm

Hilltop Mareeba

Koci Avocado's

Tinaroo Falls Avocado Trust

Tropicado Avocados

South Qld

Balmoral Orchard

Googa Farms

Green Nugget Orchards

G & J Krenske

Mountain Fresh

Perseverance Farming Co

Sunnyspot Packhouse Pty Ltd

Touchwood Farming

Wodonga Park Fruit and Nuts

Sunshine Coast

Natures Fruit Company

Sunfresh

Tamborine / Northern Rivers

Aussie Orchards Growers & Packers

Jirel Holdings

Merrinee Farm

T W Silver

WJ Row

Zhong Sheng Pty Ltd

Tristate

Barham Avocados

Chinoola Orchards

Chislett Farms Pty Ltd

Golden Hill Packing Pty Ltd

Klingbiel Family Trust

KV & JM Lehmann

Marrbiz Pty Ltd

Mildura Fruit Company

Schirripa Orchards

Sunvale Produce Pty Ltd

Western Australia

Advance Packing & Marketing Services P/L

Avonova

Avowest

Delroy Orchards

Golden Hill Avocados

Green Pear Avocado

J.G. Loffler

Mariners Rest

The Avocado Grove

VP & EA Farrell

West Aussie Avos

Willow Creek

Information and past reports are available at www.avocado.org.au/our-programs/supply-chain-data/infocado/ or contact us at infocado@avocado.org.au

This report has been funded by Hort Innovation, using the avocado research and development levy and contributions from the Australian Government. Hort Innovation is the grower-owned, not-for-profit research and development corporation for Australian horticulture.