



# QUARTERLY INFOCADO REPORT

## Crop Forecast — April 2017

Horticulture  
Innovation  
Australia

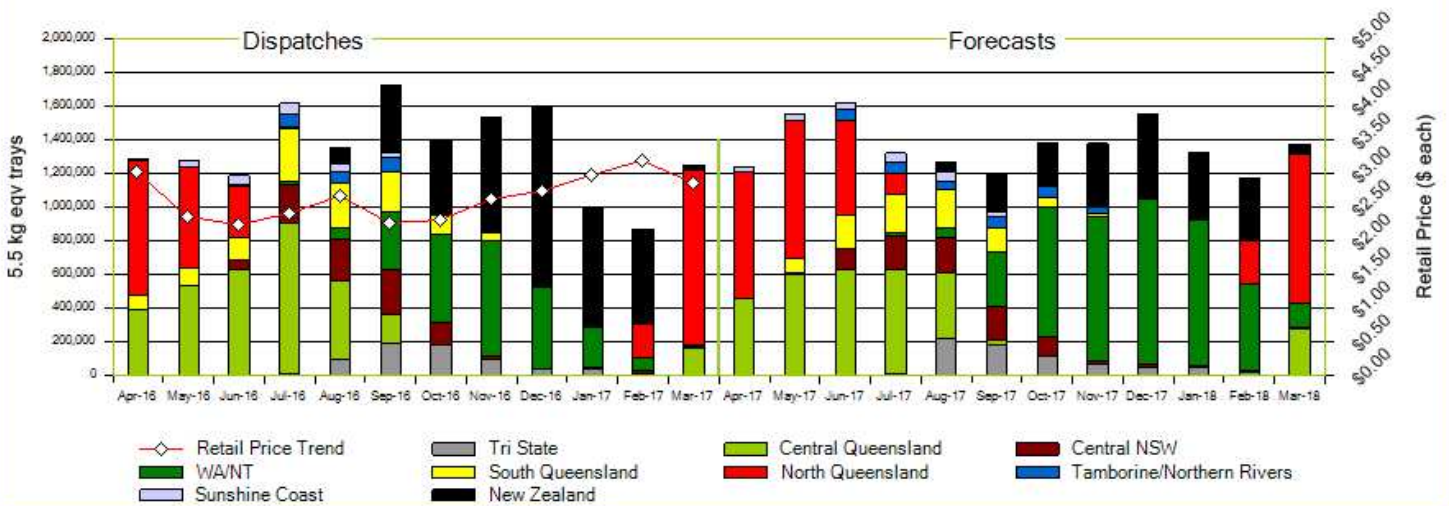
Welcome to the Quarterly Infocado Report. This report is released in the months January, April, July and October. Each report shows the previous 12 month's dispatch figures and the future 12 month's forecast figures including both Australian and New Zealand data.

Australian Avocados Forecast Apr 16 to Mar 17 (5.5 kg eqv trays) - from quarterly report April 16													
	Apr 16	May 16	Jun 16	Jul 16	Aug 16	Sep 16	Oct 16	Nov 16	Dec 16	Jan 17	Feb 17	Mar 17	12 Mth Total
Hass	418,184	1,196,027	1,295,136	1,189,791	1,209,175	1,008,122	813,664	592,046	622,743	445,984	247,000	41,032	9,078,904
Shepard	699,551	107,498	0	0	0	0	0	0	0	0	173,863	952,234	1,933,146
Other	48,146	61,780	34,776	55,639	39,499	70,125	16,642	19,623	29,737	42,320	13,500	25,348	457,135
<b>Total</b>	<b>1,165,881</b>	<b>1,365,305</b>	<b>1,329,912</b>	<b>1,245,430</b>	<b>1,248,674</b>	<b>1,078,247</b>	<b>830,306</b>	<b>611,669</b>	<b>652,480</b>	<b>488,304</b>	<b>434,363</b>	<b>1,018,614</b>	<b>11,469,185</b>

Australian Avocados Dispatches Apr 16 to Mar 17 (5.5 kg eqv trays)													
	Apr 16	May 16	Jun 16	Jul 16	Aug 16	Sep 16	Oct 16	Nov 16	Dec 16	Jan 17	Feb 17	Mar 17	12 Mth Total
Hass	225,718	1,051,559	1,144,202	1,602,409	1,210,754	1,268,292	910,972	781,982	505,316	266,027	96,983	33,522	9,097,736
Shepard	1,052,030	178,187	1,589	0	0	0	0	0	0	0	207,154	1,186,235	2,625,195
Other	11,534	50,133	41,199	12,561	43,662	58,116	59,609	65,865	31,671	25,496	789	5,439	406,074
<b>Total</b>	<b>1,289,282</b>	<b>1,279,879</b>	<b>1,186,990</b>	<b>1,614,970</b>	<b>1,254,416</b>	<b>1,326,408</b>	<b>970,581</b>	<b>847,847</b>	<b>536,987</b>	<b>291,523</b>	<b>304,926</b>	<b>1,225,196</b>	<b>12,129,005</b>

Australian Avocados Forecast Apr 17 to Mar 18 (5.5 kg eqv trays)													
	Apr 17	May 17	Jun 17	Jul 17	Aug 17	Sep 17	Oct 17	Nov 17	Dec 17	Jan 18	Feb 18	Mar 18	12 Mth Total
Hass	442,227	1,432,799	1,583,130	1,265,672	1,166,926	968,800	1,109,301	986,025	1,023,204	897,959	541,006	171,292	11,588,341
Shepard	774,424	78,414	0	0	0	0	0	0	0	0	253,477	1,123,714	2,230,029
Other	24,615	36,633	34,009	50,064	37,009	4,768	9,138	11,919	31,567	24,632	3,256	16,499	284,109
<b>Total</b>	<b>1,241,266</b>	<b>1,547,846</b>	<b>1,617,139</b>	<b>1,315,736</b>	<b>1,203,935</b>	<b>973,568</b>	<b>1,118,439</b>	<b>997,944</b>	<b>1,054,771</b>	<b>922,591</b>	<b>797,739</b>	<b>1,311,505</b>	<b>14,102,479</b>

Australian & New Zealand Avocados : Apr 16 to Mar 17 Dispatch / Apr 17 to Mar 18 Forecast



### Apr 16 to Mar 17 Dispatches & Apr 17 to Mar 18 Avocado Production Estimates 5.5kg eqv trays

Region	Apr16 to Mar17	Apr17 to Mar18
North Queensland	2,948,461	3,376,160
Central Queensland	3,255,947	2,994,928
Sunshine Coast	276,317	258,422
Southern Queensland	1,322,950	948,762
Tamborine/Northern Rivers	247,505	355,550
Central NSW	990,947	919,378
Tri State	635,307	700,471
WA	2,451,571	4,548,808
New Zealand	3,956,486	2,259,686
<b>Total</b>	<b>16,085,491</b>	<b>16,362,165</b>

### Comments from the Infocado Team

Australian supply was down over the first three months of the year when compared with January to March 2016. Over that period in 2016 Australia supplied 2.07m trays into the market compared to 1.8 million this year. However New Zealand production was up over that same period from around 700k trays in 2016 to 1.3m trays this year. Overall therefore supply was up from 2.7m trays Jan to Mar 2016 to 3.1m trays Jan to Mar 2017. Retail prices were also lower over this period compared to 2016 (by up to 60c/piece of fruit in January). If we look at the total summer period between October and March then overall supply was up by 13% from 6.8m in 2015/16 to 7.6m in 2016/17.

The 2017/18 season is set to be the largest on record for WA if they stay true to the current forecast at 4.6m trays up from 4.3m trays in 2015/16 (their last "on" year).

Shepard dispatches have been higher from February to March this year than they have been in previous years with 1.4m trays dispatched, up from 640 thousand trays over that period in 2016.

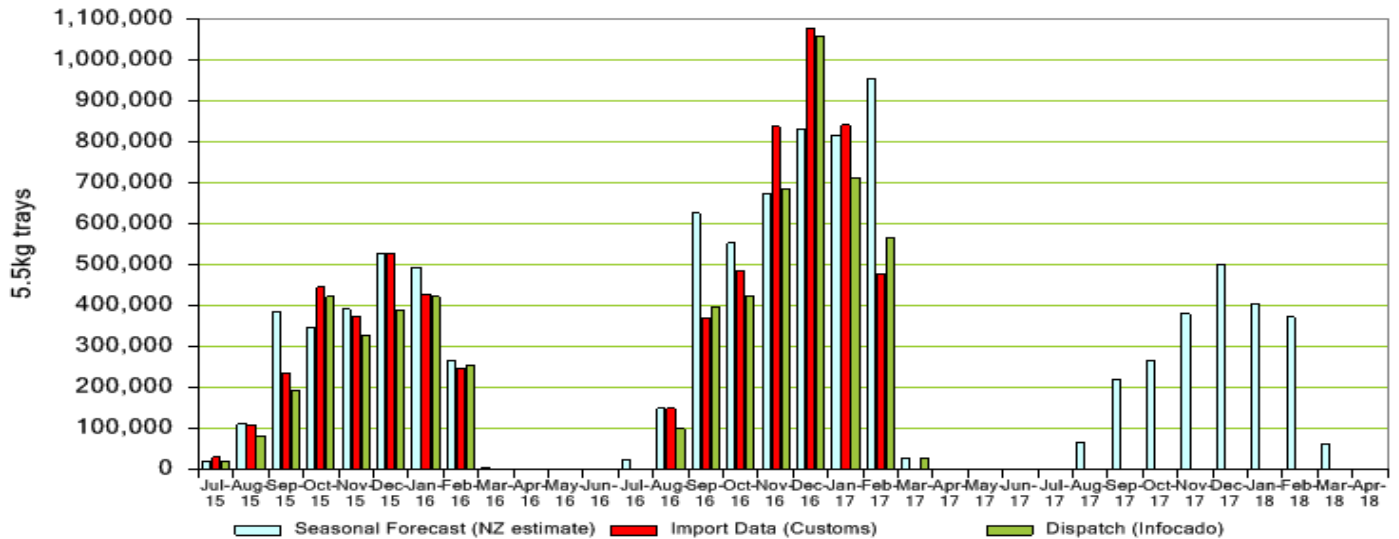
In the graph at the top of page 2 of this report ABS figures are only available up to the end of February. The March ABS stats will be available in the next quarterly report.

The 2016 OrchardInfo Tree Census has now been completed and reports will be going out to all contributing growers by the middle of May. This information is crucial in planning for the future of the industry. We thank all growers who have contributed to the census.

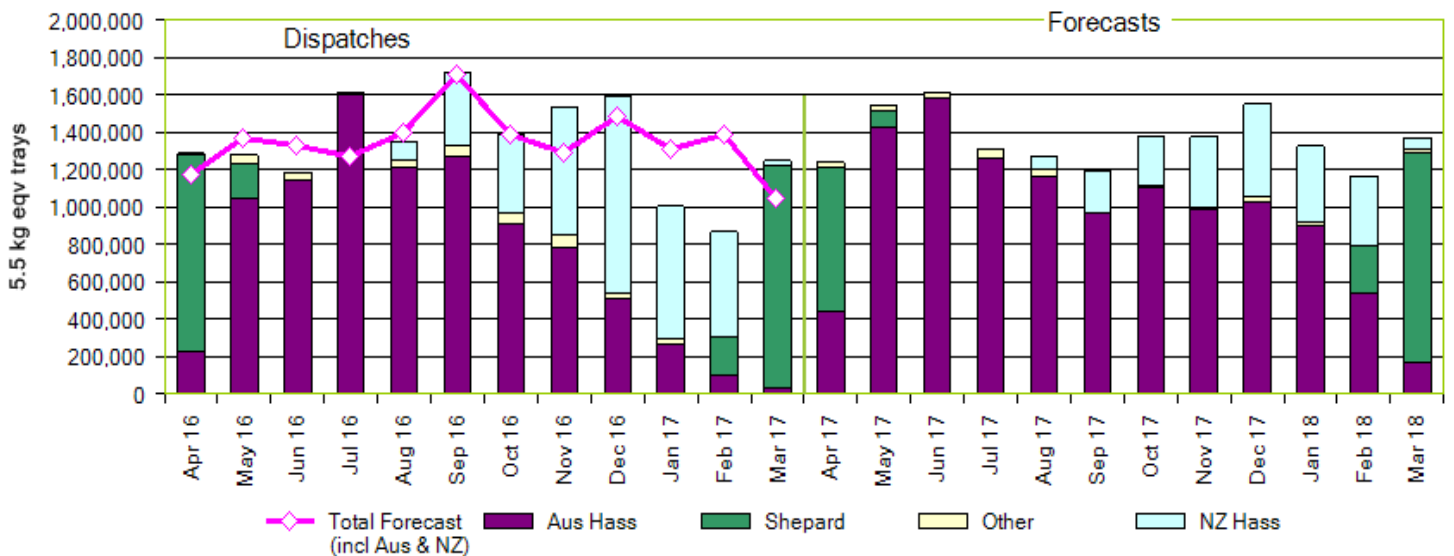
We encourage you to check out the new [Avocados Australia website](http://www.avocado.org.au/our-programs/supply-chain-data/infocado/) which is now up and running with plenty of new features, including the revamped BPR. You can download the [Crop Forecasting Case Studies](http://www.avocado.org.au/our-programs/supply-chain-data/infocado/) (<http://www.avocado.org.au/our-programs/supply-chain-data/infocado/>) to help with your Infocado data input. Our new social media platforms have also been launched so please follow us on [Facebook](#) and [Twitter](#).

**Please Note:** The monthly forecast and dispatch figures in the Quarterly Infocado Report incorporate an allowance (which varies by region) to allow for the production forecasts and dispatches that are not inputted into the Infocado system. This production (dispatch and forecast) data is not inputted for various reasons including some packhouse's unwillingness to engage with industry and/or lack of computer access. For this reason it is not possible to extrapolate the figures from the Weekly Infocado Report to come up with either the dispatch and/or forecast figures in the Quarterly Infocado Report. At any time the Weekly Infocado Report incorporates around 85% of total production and forecasts however this does vary depending on time of year (as a result of the fruit coming from different regions with different levels of packhouse input). It is not functionally possible to incorporate allowances for missing data into the Weekly Infocado Report hence the variance between it and the Quarterly Infocado Report.

### New Zealand Avocados - Dispatch and Forecast



### Apr 16 to Mar 17 Dispatches & Apr 17 to Mar 18 Forecasts Avocados by Variety



NB: NZ Dispatch figures in this graph are from Infocado, the total forecast line (pink line) above displays the most up to date forecasts.

## Seasonal Forecast Contributors

#### Central NSW

Coastal Avocados  
I & A Tolson  
Midcoast Avocados

#### Central Qld

BT & RG Pegg  
Donovan Family Investment Trust  
Lava Valley Produce  
Simpson Farms Pty Ltd  
Sunny Bluff Produce Pty Ltd  
Costa Avocados/Superpak

#### New Zealand

Avocado Industry Council (NZAGA)

#### North Qld

Aussie Orchards Growers & Packers  
Avocado Estates  
Avocados with Altitude  
Battistin Orchards Pty Ltd

Cobra Hill Orchards

Golden Triangle Avocados  
Green Skin Avocados  
Gunnado Farm  
Hilltop Mareeba  
Koci Avocado's  
Rockridge Farming Pty Ltd  
Tinaroo Falls Avocado Trust  
Tropicado Avocados

#### South Qld

Balmoral Orchard  
Googa Farms  
Green Nugget Orchards  
G & J Krenske  
Mountain Fresh  
Perseverance Farming Co  
Sunnyspot Packhouse Pty Ltd  
Touchwood Farming

Wodonga Park Fruit and Nuts

#### Sunshine Coast

Natures Fruit Company  
Sunfresh

#### Tamborine / Northern Rivers

Aussie Orchards Growers & Packers  
GP Orchards  
Jirel Holdings  
T W Silver  
WJ Row  
Zhong Sheng Pty Ltd

#### Tristate

Barham Avocados  
Chinoola Orchards  
Chislett Farms Pty Ltd  
Golden Hill Packing Pty Ltd  
Klingbiel Family Trust  
KV & JM Lehmann

Marrbiz Pty Ltd

Mildura Fruit Company  
Schirripa Orchards  
Sunvale Produce Pty Ltd  
**Western Australia**  
Advance Packing & Marketing Services P/L  
Avonova  
Avowest  
Delroy Orchards  
Golden Hill Avocados  
Green Pear Avocado  
J.G. Loffler  
Mariners Rest  
The Avocado Grove  
VP & EA Farrell  
West Aussie Avos  
Willow Creek

For more detailed reports please go to [www.avocado.org.au](http://www.avocado.org.au) and login to Infocado.  
Past Quarterly reports are available at [www.avocado.org.au/our-programs/supply-chain-data/](http://www.avocado.org.au/our-programs/supply-chain-data/)  
For further assistance please contact: Joanna Embry, Ph: 0458 004 198, Email: [infocado@avocado.org.au](mailto:infocado@avocado.org.au)