



# QUARTERLY INFOCADO REPORT

## Crop Forecast — January 2017

Horticulture  
Innovation  
Australia

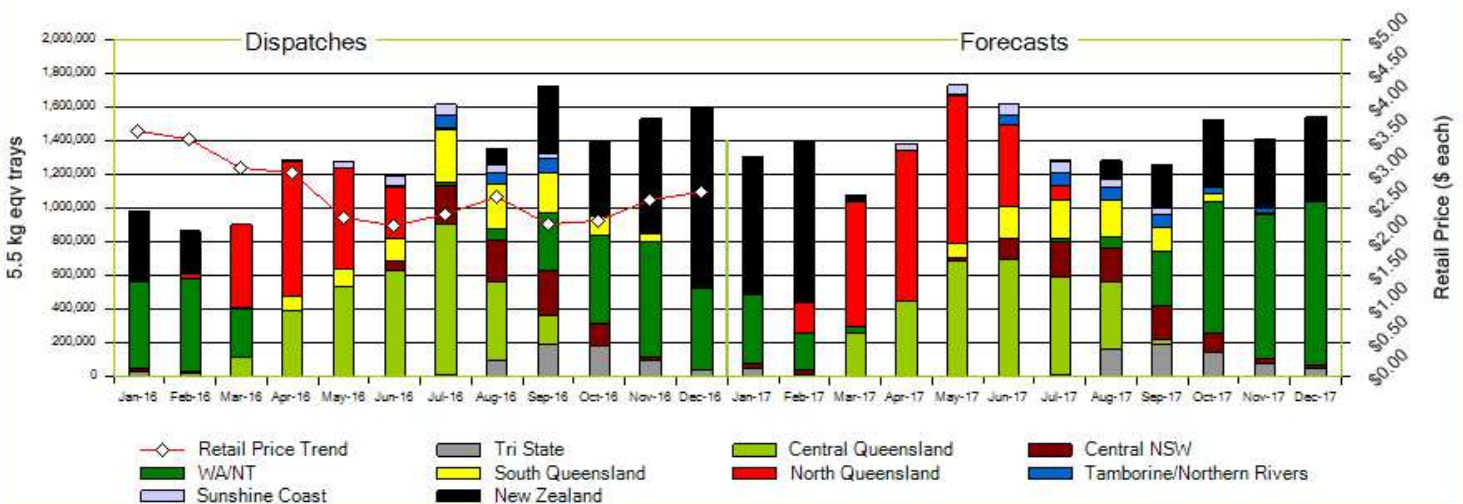
Welcome to the Quarterly Infocado Report. This report is released in the months January, April, July and October. Each report shows the previous 12 month's dispatch figures and the future 12 month's forecast figures including both Australian and New Zealand data.

Australian Avocados Forecast Jan 16 to Dec 16 (5.5 kg eqv trays) - from quarterly report January 16													
	Jan 16	Feb 16	Mar 16	Apr 16	May 16	Jun 16	Jul 16	Aug 16	Sep 16	Oct 16	Nov 16	Dec 16	12 Mth Total
Hass	685,434	261,708	55,037	418,184	1,196,027	1,295,136	1,189,791	1,209,175	1,008,122	813,664	592,046	622,743	9,347,067
Shepard	1,000	143,476	755,912	699,551	107,498	0	0	0	0	0	0	0	1,707,437
Other	14,300	5,601	6,263	48,146	61,780	34,776	55,639	39,499	70,125	16,642	19,623	29,737	402,131
<b>Total</b>	<b>700,734</b>	<b>410,785</b>	<b>817,212</b>	<b>1,165,881</b>	<b>1,365,305</b>	<b>1,329,912</b>	<b>1,245,430</b>	<b>1,248,674</b>	<b>1,078,247</b>	<b>830,306</b>	<b>611,669</b>	<b>652,480</b>	<b>11,456,635</b>

Australian Avocados Dispatches Jan 16 to Dec 16 (5.5 kg eqv trays)													
	Jan 16	Feb 16	Mar 16	Apr 16	May 16	Jun 16	Jul 16	Aug 16	Sep 16	Oct 16	Nov 16	Dec 16	12 Mth Total
Hass	497,674	544,514	279,276	225,718	1,051,559	1,144,202	1,602,409	1,210,754	1,268,292	910,972	781,982	505,316	10,022,668
Shepard	0	24,219	613,293	1,052,030	178,187	1,589	0	0	0	0	0	0	1,869,318
Other	61,120	37,990	7,863	11,534	50,133	41,199	12,561	43,662	58,116	59,609	65,865	31,671	481,323
<b>Total</b>	<b>558,794</b>	<b>606,723</b>	<b>900,432</b>	<b>1,289,282</b>	<b>1,279,879</b>	<b>1,186,990</b>	<b>1,614,970</b>	<b>1,254,416</b>	<b>1,326,408</b>	<b>970,581</b>	<b>847,847</b>	<b>536,987</b>	<b>12,373,309</b>

Australian Avocados Forecast Jan 17 to Dec 17 (5.5 kg eqv trays)													
	Jan 17	Feb 17	Mar 17	Apr 17	May 17	Jun 17	Jul 17	Aug 17	Sep 17	Oct 17	Nov 17	Dec 17	12 Mth Total
Hass	445,984	247,000	44,551	389,756	1,453,973	1,584,454	1,223,280	1,128,804	990,168	1,122,418	980,731	998,310	10,609,429
Shepard	0	173,863	979,181	962,767	222,447	0	0	0	0	0	0	0	2,338,258
Other	42,320	13,500	25,376	27,926	52,098	33,416	51,730	41,588	5,628	17,151	13,868	35,613	360,214
<b>Total</b>	<b>488,304</b>	<b>434,363</b>	<b>1,049,108</b>	<b>1,380,449</b>	<b>1,728,518</b>	<b>1,617,870</b>	<b>1,275,010</b>	<b>1,170,392</b>	<b>995,796</b>	<b>1,139,569</b>	<b>994,599</b>	<b>1,033,923</b>	<b>13,307,901</b>

Australian & New Zealand Avocados : Jan 16 to Dec 16 Dispatch / Jan 17 to Dec 17 Forecast



Jan 16 to Dec 16 Dispatches & Jan 17 to Dec 17 Avocado Production Estimates 5.5kg eqv trays

Region	Jan16 to Dec16	Jan17 to Dec17
North Queensland	2,224,627	3,268,039
Central Queensland	3,202,010	3,078,654
Sunshine Coast	262,649	324,898
Southern Queensland	1,324,925	939,524
Tamborine/Northern Rivers	246,939	342,574
Central NSW	984,915	965,250
Tri State	640,477	696,820
WA	3,486,767	3,692,142
New Zealand	3,332,037	3,495,070
<b>Total</b>	<b>15,705,346</b>	<b>16,802,971</b>

### Comments from the Infocado Team

The report shows that there were 2.4m trays of Australian fruit supplied into the market over the recent December quarter which was a decrease of 18% from 2.9m trays over the same period last year. Overall however, including NZ fruit there was a 12% increase in total supply during this period.

Lighter supply of Australian fruit is also expected over the coming 3 month period compared to last year. Looking at the period from October to March Australian and New Zealand supply is expected to reach around 8.3m trays (including around 4 million from NZ) up from around 7m trays in 2015/16.

Next summer season is a different story however with a marked increase in forecast Australian fruit to approx. 3.1 million trays in Oct– Dec and a reduction in NZ fruit with a similar volume of fruit forecast overall for that period when compared to the same period in 2016.

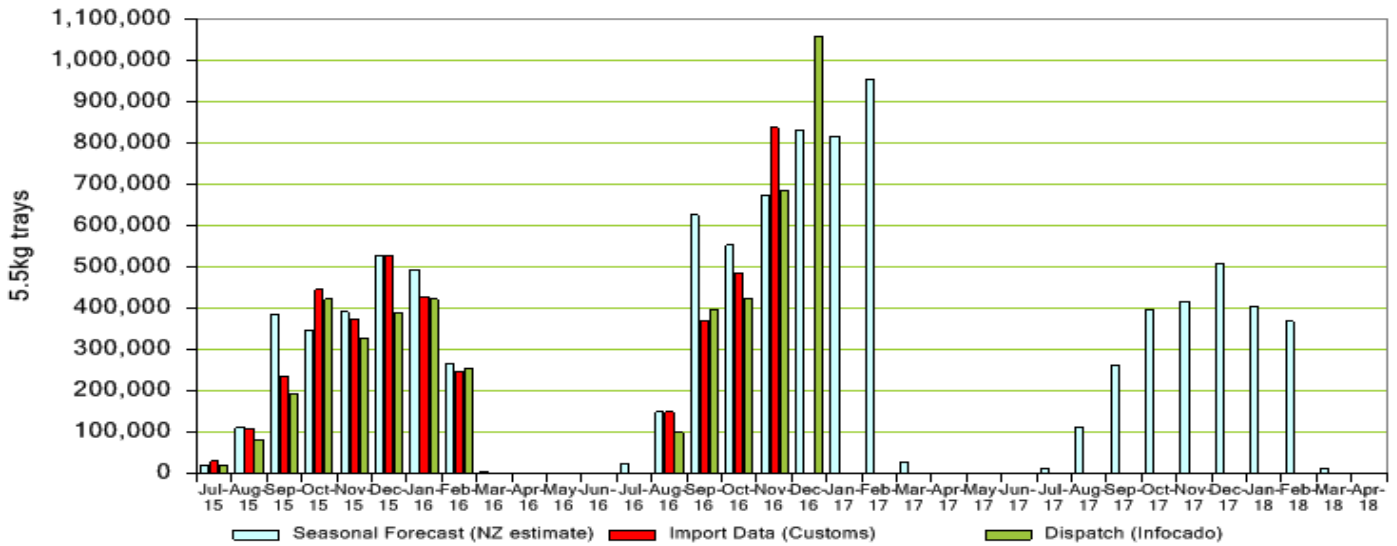
In the graph at the top of page 2 of this report ABS figures are only available up to the end of November. The December ABS stats will be available in the next quarterly report.

The projection for the 2017 North Qld crop is strong, up nearly 30% on last year's crop. Total Shepard supply in Queensland is forecast to be 2.3m trays, 25% above last year's crop.

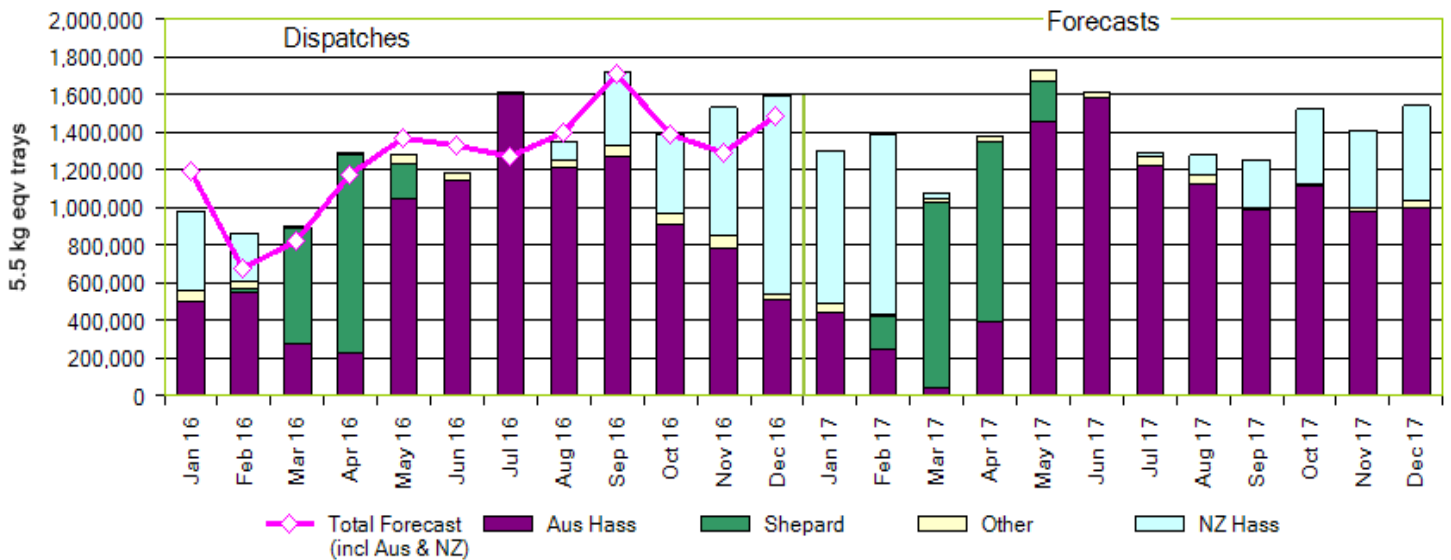
This Quarterly Infocado Report, along with the Weekly Infocado Report and the OrchardInfo Tree Census Report, are provided to support businesses in the industry. Late last year, growers received a request to provide plantings data for 2016. Thankyou to all those who have contributed so far and to those packers who have encouraged their growers to contribute data. There are still however growers that haven't contributed so it would be helpful if you could impress upon them the importance of responding to the request from Avocados Australia. Thank you for your support.

**Please Note:** The monthly forecast and dispatch figures in the Quarterly Infocado Report incorporate an allowance (which varies by region) to allow for the production forecasts and dispatches that are not inputted into the Infocado system. This production (dispatch and forecast) data is not inputted for various reasons including some packhouse's unwillingness to engage with industry and/or lack of computer access. For this reason it is not possible to extrapolate the figures from the Weekly Infocado Report to come up with either the dispatch and/or forecast figures

### New Zealand Avocados - Dispatch and Forecast



### Jan 16 to Dec 16 Dispatches & Jan 17 to Dec 17 Forecasts Avocados by Variety



NB: NZ Dispatch figures in this graph are from Infocado and Customs data, the total forecast line (pink line) above displays the most up to date forecasts.

## Seasonal Forecast Contributors

#### Central NSW

Coastal Avocados  
I & A Tolson  
Midcoast Avocados

#### Central Qld

BT & RG Pegg  
Donovan Family Investment Trust  
Lava Valley Produce  
Simpson Farms Pty Ltd  
Sunny Bluff Produce Pty Ltd  
SuperPak/Avocado Ridge

#### New Zealand

Avocado Industry Council (NZAGA)

#### North Qld

Aussie Orchards Growers & Packers  
Avocado Estates  
Avocados with Altitude  
Battistin Orchards Pty Ltd

Cobra Hill Orchards

Golden Triangle Avocados  
Green Skin Avocados  
Gunnado Farm  
Hilltop Mareeba  
Koci Avocado's  
Rockridge Farming Pty Ltd  
Tinaroo Falls Avocado Trust  
Tropicado Avocados

#### South Qld

Balmoral Orchard  
Googa Farms  
Green Nugget Orchards  
G & J Krenske  
Mountain Fresh  
Perseverance Farming Co  
Sunnyspot Packhouse Pty Ltd  
Touchwood Farming

Wodonga Park Fruit and Nuts

#### Sunshine Coast

G & C Christensen  
Natures Fruit Company  
Sunfresh

#### Tamborine / Northern Rivers

Aussie Orchards Growers & Packers  
JB & CM Culross  
Jirel Holdings

T W Silver

WJ Row

#### Tristate

Barham Avocados  
Chinoola Orchards  
Chislett Farms Pty Ltd  
Golden Hill Packing Pty Ltd  
Klingbiel Family Trust

KV & JM Lehmann

Marrbiz Pty Ltd  
Mildura Fruit Company  
Schirripa Orchards  
Sunvale Produce Pty Ltd

#### Western Australia

Advance Packing & Marketing Services P/L  
Avonova  
Awestest  
Delroy Orchards  
Golden Hill Avocados  
Green Pear Avocado  
J.G. Loffler / Mariners Rest  
Mariners Rest  
The Avocado Grove  
VP & EA Farrell  
West Aussie Avos  
Willow Creek

For more detailed reports please go to [www.avocado.org.au](http://www.avocado.org.au) and login to Infocado. Instructions on accessing reports are available at [www.avocado.org.au](http://www.avocado.org.au) by clicking on the Industry tab and then looking under services.

For further assistance please contact: Joanna Embry, Ph: 0458 004 198, Email: [infocado@avocado.org.au](mailto:infocado@avocado.org.au)