



Quarterly Infocado Report

Crop Forecast - July 2018

Avocados Australia releases four quarterly Infocado crop forecast reports per year, in the months January, April, July and October.



Australian Avocados Forecast Jul 17 to Jun 18 (5.5 kg eqv trays) - from quarterly report July 17

	Jul 17	Aug 17	Sep 17	Oct 17	Nov 17	Dec 17	Jan 18	Feb 18	Mar 18	Apr 18	May 18	Jun 18	Total
Hass	1,059,602	1,190,565	971,598	857,237	853,420	867,428	666,936	335,027	86,047	609,844	1,581,444	1,741,160	10,820,308
Shepard	0	0	0	0	0	0	5,200	429,188	1,338,428	649,104	22,076	0	2,443,996
Other	44,360	38,521	4,706	3,727	16,265	29,908	41,730	2,000	4,694	16,915	18,620	33,459	254,905
Total	1,103,962	1,229,086	976,304	860,964	869,685	897,336	713,866	766,215	1,429,169	1,275,863	1,622,140	1,774,619	13,519,209

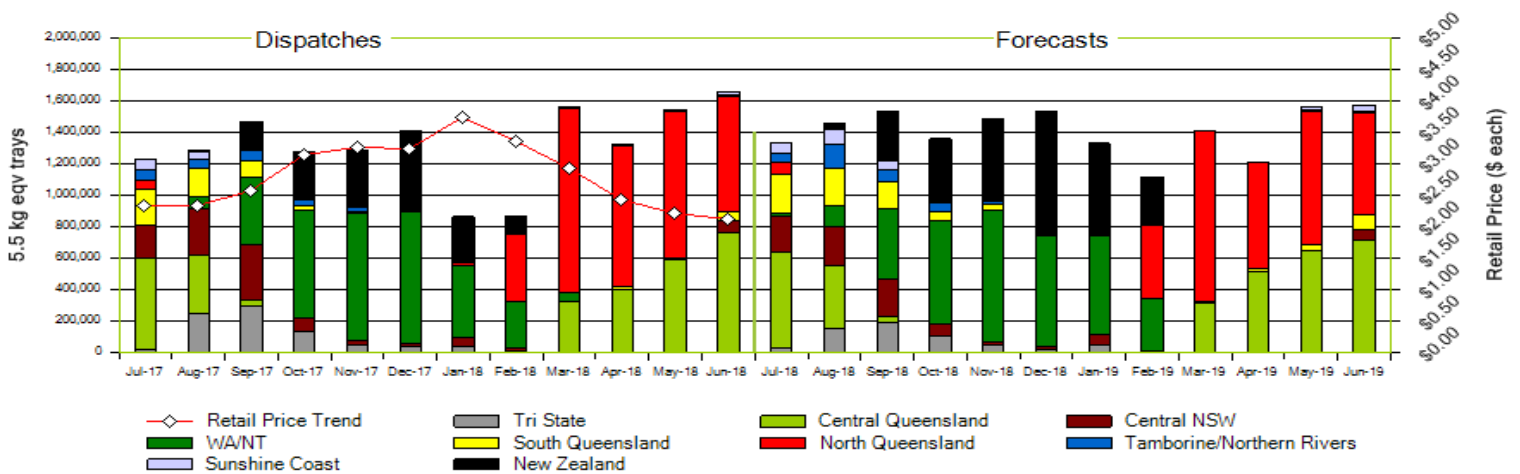
Australian Avocados Dispatches Jul 17 to Jun 18 (5.5 kg eqv trays)

	Jul 17	Aug 17	Sep 17	Oct 17	Nov 17	Dec 17	Jan 18	Feb 18	Mar 18	Apr 18	May 18	Jun 18	Total
Hass	1,181,865	1,206,950	1,259,397	914,763	900,542	882,672	492,065	314,168	166,142	441,211	1,448,084	1,637,580	10,885,439
Shepard	31	90	0	0	0	0	21,517	426,856	1,381,889	868,345	43,924	0	2,742,652
Other	44,531	67,200	39,564	55,100	21,386	25,101	57,048	7,342	9,233	13,667	14,380	23,111	377,663
Total	1,226,427	1,274,240	1,298,961	969,863	921,928	907,773	570,630	748,366	1,557,264	1,323,223	1,546,388	1,660,691	14,005,754

Australian Avocados Forecast Jul 18 to Jun 19 (5.5 kg eqv trays)

	Jul 18	Aug 18	Sep 18	Oct 18	Nov 18	Dec 18	Jan 19	Feb 19	Mar 19	Apr 19	May 19	Jun 19	Total
Hass	1,276,739	1,362,912	1,197,017	945,916	948,000	738,622	666,818	340,489	60,306	671,309	1,515,755	1,550,361	11,274,244
Shepard	0	0	0	0	0	0	9,129	462,341	1,343,125	522,953	31,050	0	2,368,598
Other	54,051	59,308	18,420	8,975	13,749	17,574	76,088	2,593	5,862	16,595	11,007	22,611	306,833
Total	1,330,790	1,422,220	1,215,437	954,891	961,749	756,196	752,035	805,423	1,409,293	1,210,857	1,557,812	1,572,972	13,949,675

Australian & New Zealand Avocados : Jul 17 to Jun 18 Dispatch / Jul 18 to Jun 19 Forecast



Quarterly avocado supply summary (incl NZ) in 5.5kg eqv trays

Region	Jul17 to Jun18	Jul18 to Jun19
North Queensland	4,244,793	3,802,413
Central Queensland	3,063,777	3,236,986
Sunshine Coast	168,554	287,401
South Qld	630,859	904,305
Tamborine/N.Rivers	281,409	381,826
Central NSW	1,138,176	979,662
Tri State	809,091	578,659
WA	3,669,095	3,778,423
New Zealand	1,763,858	2,938,774
Total	15,769,612	16,888,449

Comments

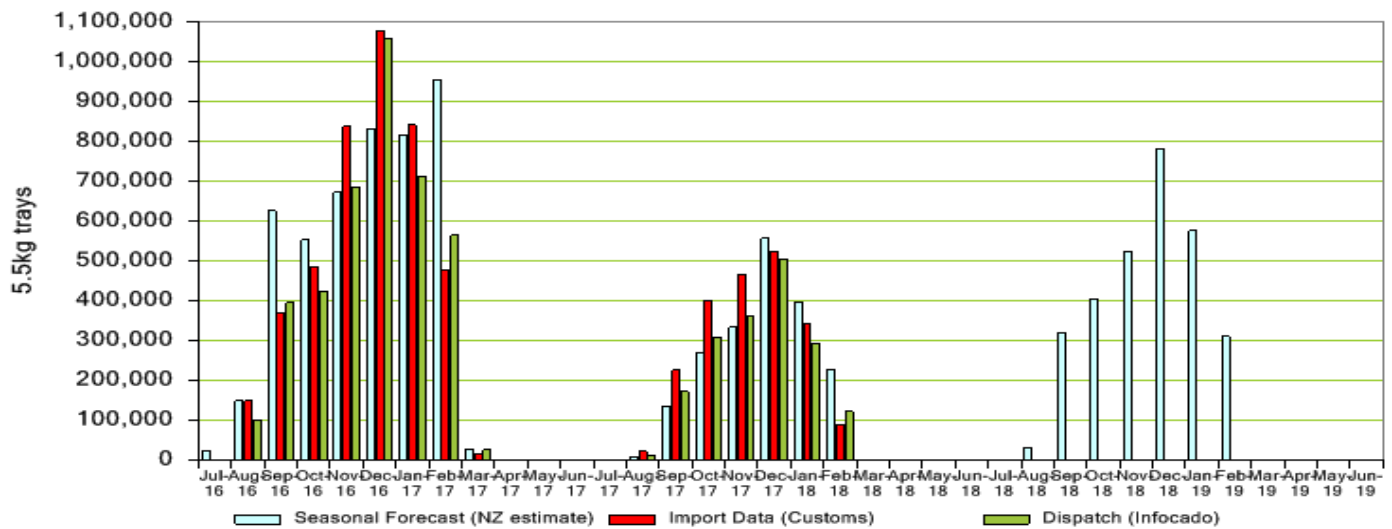
- Note: the April Quarterly report has been re-issued in conjunction with this report due to an error in volumes reported or the months Jan—Mar.
- Avocado supply from April to June (Q2) 2018 was 4.5 million trays, with no supply from NZ in that period, as expected. Australian fruit volumes were 25% higher than the same quarter last year.
- For the full financial year 2017-18, Australian avocado supply increased by 16.7% on last year to just over 14 million trays. However, overall market supply decreased by 1% to 15.8 million, due to NZ supply almost halving on the previous year. NZ continue to forecast higher volumes this year.
- Australian growers forecast producing very similar volumes in 2018-19 to this year, and with NZ's expected increased supply, total supply is currently estimated at 16.9 million trays, which would be an increase of 7%.
- Follow us on [Facebook](#) and [Twitter](#).

Report notes:

The Quarterly Infocado report is compiled using data collected through the Infocado system from an estimated 85% of industry packhouses, consolidators and wholesalers. This report incorporates an allowance (by region) for the data which is not contributed to the Infocado system. It is thus, not possible to extrapolate the figures from Weekly Infocado reports (which use unadjusted data) to those in Quarterly Infocado reports.

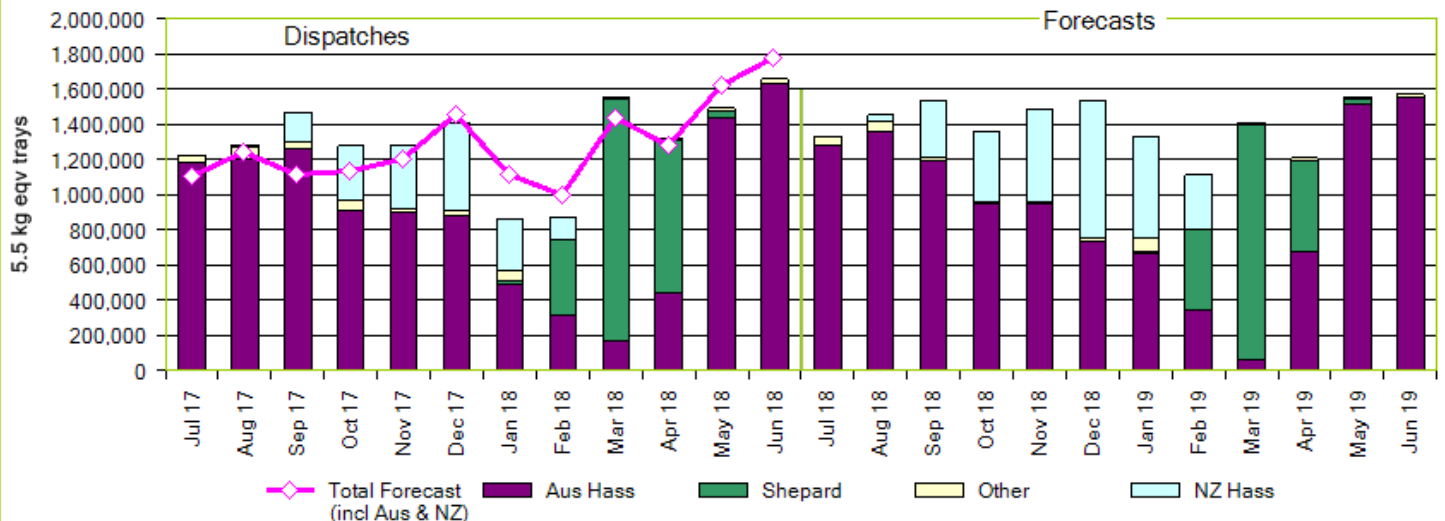
This report is provided initially to Infocado contributors only. Until public release, the report is confidential.

New Zealand Avocados - Dispatch and Forecast



Note: Source of import data is ABS and/or NZ Infoshare (NZ govt customs data) depending on availability. Dec 2017 customs data not available at time of report.

Jul 17 to Jun 18 Dispatches & Jul 18 to Jun 19 Forecasts Avocados by Variety



Seasonal forecast contributors

Central NSW

Costa Avocados/Coastal Avocados
I & A Tolson
Midcoast Avocados

Central Qld

BT & RG Pegg
Costa Avocados/Superpak
Donovan Family Investment Trust
Lava Valley Produce
Simpson Farms Pty Ltd
Sunny Bluff Produce Pty Ltd

New Zealand

Avocado Industry Council (NZAGA)

North Qld

Aussie Orchards Growers & Packers
Avocados with Altitude
Battistin Orchards Pty Ltd
Bellview Orchards Pty Ltd
Cobra Hill Orchards

Costa Avocados/Avocado Estates
Costa Avocados/Koci Avocado's
Golden Triangle Avocados
Green Skin Avocados
Gunnado Farm
Manbulloo Ltd
Rockridge Farming Pty Ltd
Tinaroo Falls Avocado Trust

South Qld

Balmoral Orchard
G & J Krenske
Googa Farms
Green Nugget Orchards
Mountain Fresh
Perseverance Farming Co
Sunnyspot Packhouse Pty Ltd
Touchwood Farming
Wodonga Park Fruit and Nuts

Sunshine Coast

Natures Fruit Company
Sunfresh
Tamborine / Northern Rivers
Aussie Orchards Growers & Packers
Jirel Holdings
Merrinee Farm
Pretty Gully Avocados Pty Ltd
T W Silver
WJ Row
Zhong Sheng Pty Ltd

Tristate

Barham Avocados
Chinoola Orchards
Chislett Farms Pty Ltd
Golden Hill Packing Pty Ltd
J.G. Loffler
Klingbiel Family Trust
KV & JM Lehmann

Marrbiz Pty Ltd
Mildura Fruit Company
Sunvale Produce Pty Ltd
Western Australia
Advance Packing & Marketing Services
Avonova
Avowest
Delroy Orchards
Golden Hill Avocados
Mariners Rest
The Avocado Grove
VP & EA Farrell
West Aussie Avos
Willow Creek

Infocado information is available at www.avocado.org.au/our-programs/supply-chain-data/infocado/ or contact us at infocado@avocado.org.au

This report has been funded by Hort Innovation, using the avocado research and development levy and contributions from the Australian Government. Hort Innovation is the grower-owned, not-for-profit research and development corporation for Australian horticulture.