



Quarterly Infocado Report

Crop Forecast - October 2018

Avocados Australia releases four quarterly Infocado crop forecast reports per year, in the months January, April, July and October.



Australian Avocados Forecast Oct 17 to Sep 18 (5.5 kg eqv trays) - from quarterly report October 17

	Oct 17	Nov 17	Dec 17	Jan 18	Feb 18	Mar 18	Apr 18	May 18	Jun 18	Jul 18	Aug 18	Sep 18	12 Mth Total
Hass	857,237	853,420	867,428	666,936	335,027	86,047	609,844	1,581,444	1,741,160	1,276,739	1,333,892	1,169,111	11,378,285
Shepard	0	0	0	5,200	429,188	1,338,428	649,104	22,076	0	0	0	0	2,443,996
Other	3,727	16,265	29,908	41,730	2,000	4,694	16,915	18,620	33,459	54,051	58,918	17,915	298,202
Total	860,964	869,685	897,336	713,866	766,215	1,429,169	1,275,863	1,622,140	1,774,619	1,330,790	1,392,810	1,187,026	14,120,483

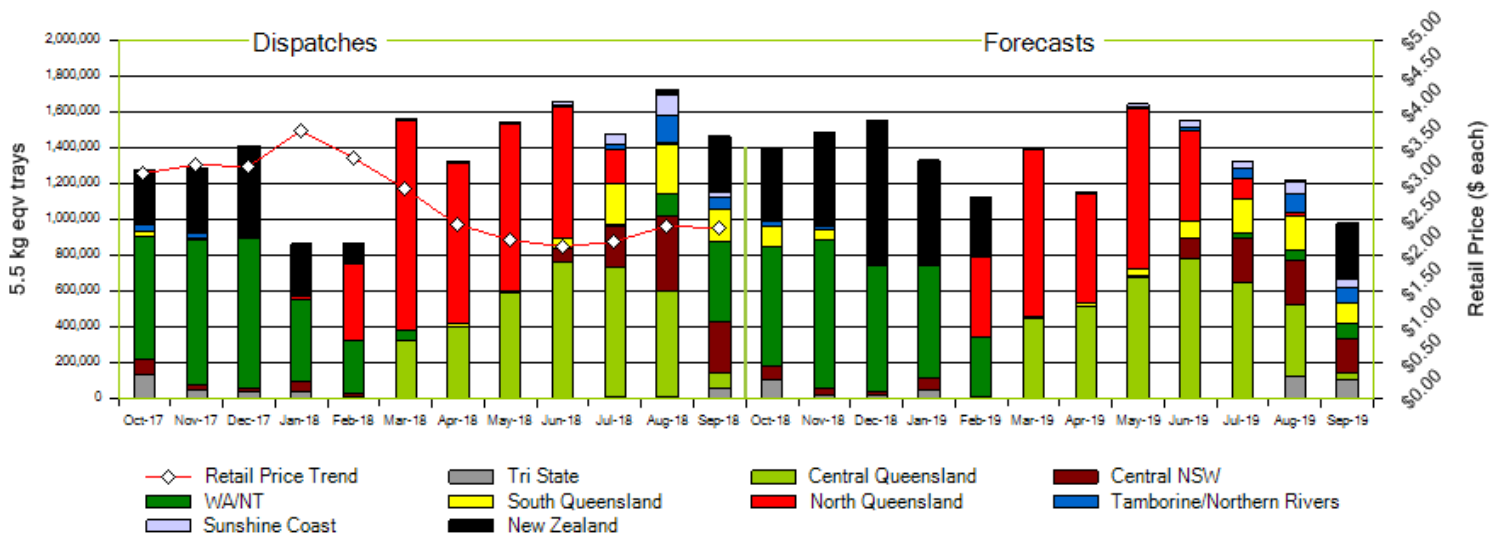
Australian Avocados Dispatches Oct 17 to Sep 18 (5.5 kg eqv trays)

	Oct 17	Nov 17	Dec 17	Jan 18	Feb 18	Mar 18	Apr 18	May 18	Jun 18	Jul 18	Aug 18	Sep 18	12 Mth Total
Hass	914,763	900,542	882,672	492,065	314,168	166,142	441,211	1,488,084	1,637,580	1,448,256	1,656,279	1,095,365	11,437,127
Shepard	0	0	0	21,517	426,856	1,381,889	868,345	43,924	0	26	43	0	2,742,600
Other	55,100	21,386	25,101	57,048	7,342	9,233	13,667	14,380	23,111	26,865	40,387	58,193	351,813
Total	969,863	921,928	907,773	570,630	748,366	1,557,264	1,323,223	1,546,388	1,660,691	1,475,147	1,696,709	1,153,558	14,531,540

Australian Avocados Forecast Oct 18 to Sep 19 (5.5 kg eqv trays)

	Oct 18	Nov 18	Dec 18	Jan 19	Feb 19	Mar 19	Apr 19	May 19	Jun 19	Jul 19	Aug 19	Sep 19	12 Mth Total
s	989,383	945,662	747,396	670,664	374,810	201,880	517,428	1,601,781	1,528,297	1,287,974	1,150,597	653,722	10,669,594
Shepard	0	0	0	4,564	416,911	1,180,483	614,466	31,050	0	0	0	0	2,247,474
Other	8,975	13,749	17,574	76,088	1,852	6,282	17,014	11,307	22,811	39,146	57,865	15,694	288,357
Total	998,358	959,411	764,970	751,316	793,573	1,388,645	1,148,908	1,644,138	1,551,108	1,327,120	1,208,462	669,416	13,205,425

Australian & New Zealand Avocados : Oct 17 to Sep 18 Dispatch / Oct 18 to Sep 19 Forecast



Quarterly avocado supply summary (incl NZ) in 5.5kg eqv trays

Region	Oct17 to Sep18	Oct18 to Sep19
North Queensland	4,382,590	3,537,551
Central Queensland	3,483,823	3,504,401
Sunshine Coast	247,586	228,602
South Qld	798,244	830,939
Tamborine/N.Rivers	347,423	335,371
Central NSW	1,220,118	1,005,580
Tri State	323,047	420,268
WA	3,728,709	3,342,713
New Zealand	1,922,838	2,933,005
Total	16,454,378	16,138,430

Comments

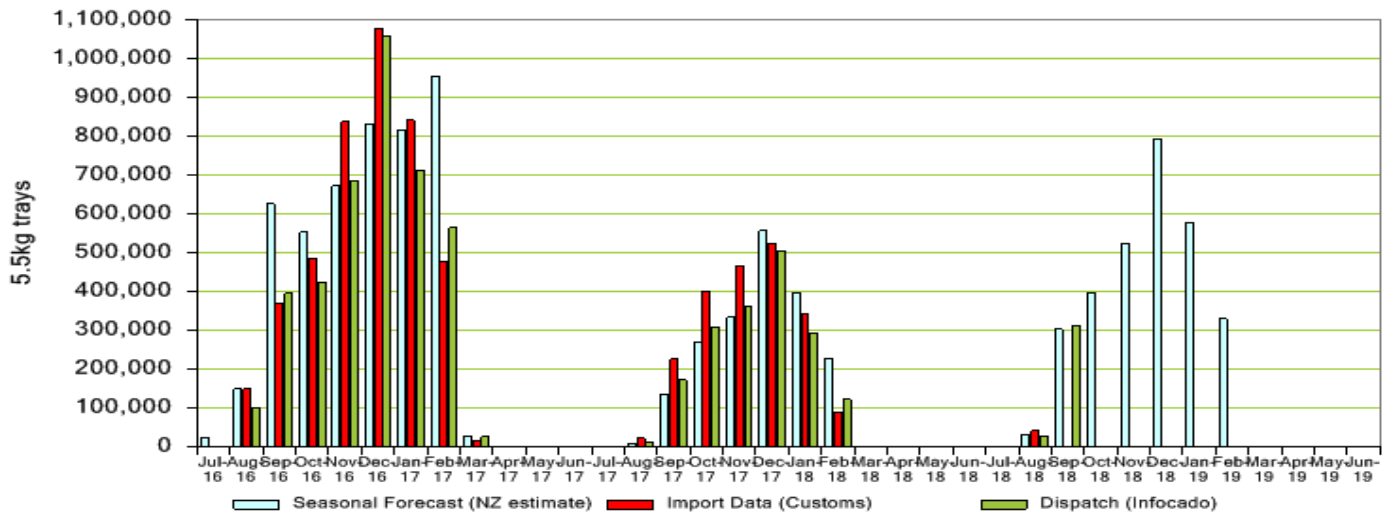
- Australian avocado supply from July to Sept (Q3) 2018 was 4.3 million trays, with an additional 340,000 trays from NZ in Aug and Sept. Australian fruit volumes were 14% higher than the same quarter last year.
- For the year to end of quarter, Australian avocado supply increased by 25% on the previous 12 month period, to just over 14.5 million trays. Overall market supply increased by 8% to 16.5 million trays. WA and NZ continue to forecast higher volumes this year.
- At 16.1 million trays, the overall forecast for the next 12 months is 3% less than the last year's, although NZ are still forecasting a million trays more than last year. Note that the forecast volume in September 2019 is 33% less than this year's September dispatch, which we may see change as season forecasts are updated in the year ahead. Thus a timely reminder to packhouses to provide season forecasts as accurately as possible.
- Follow us on [Facebook](#) and [Twitter](#).

Report notes:

The Quarterly Infocado report is compiled using data collected through the Infocado system from an estimated 85% of industry packhouses, consolidators and wholesalers. This report incorporates an allowance (by region) for the data which is not contributed to the Infocado system. It is thus, not possible to extrapolate the figures from Weekly Infocado reports (which use unadjusted data) to those in Quarterly Infocado reports.

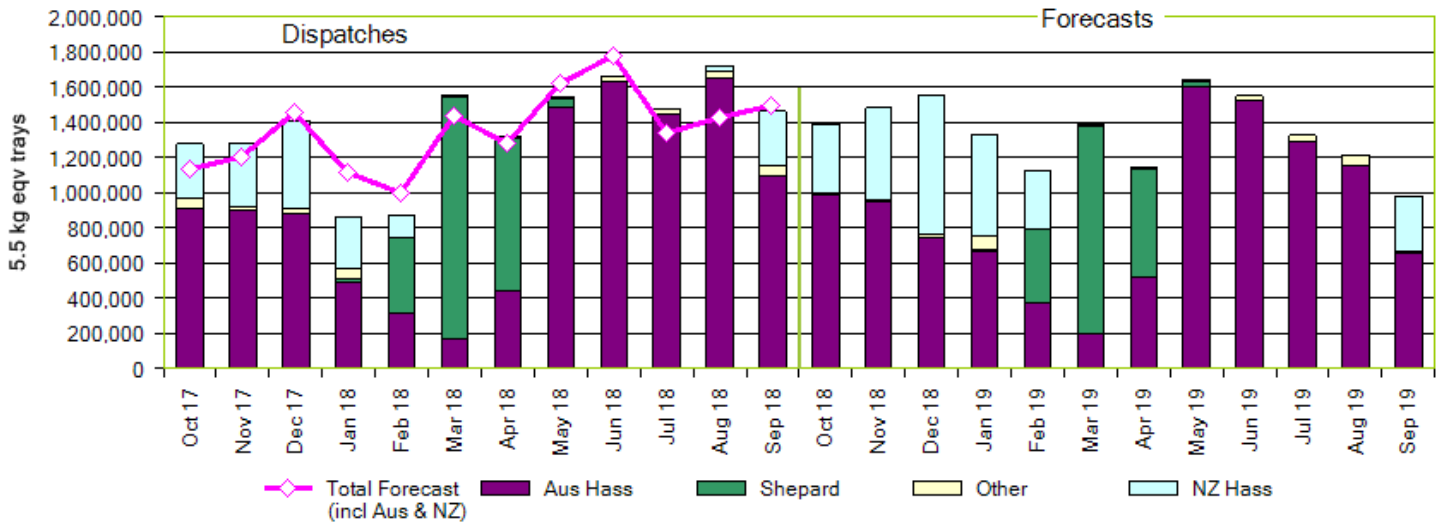
This report is provided initially to Infocado contributors only. Until public release, the report is confidential.

New Zealand Avocados - Dispatch and Forecast



Note: Source of import data is ABS and/or NZ Infoshare (NZ govt customs data) depending on availability. Sept 2018 customs data not available at time of report.

Oct 17 to Sep 18 Dispatches & Oct 18 to Sep 19 Forecasts Avocados by Variety



Seasonal forecast contributors

Central NSW

Costa Avocados/Coastal Avocados
I & A Tolson
Midcoast Avocados

Central Qld

BT & RG Pegg
Costa Avocados/Superpak
Donovan Family Investment Trust
Lava Valley Produce
Simpson Farms Pty Ltd
Sunny Bluff Produce Pty Ltd

New Zealand

Avocado Industry Council (NZAGA)

North Qld

Aussie Orchards Growers & Packers
Avocados with Altitude
Battistin Orchards Pty Ltd
Bellview Orchards Pty Ltd
Cobra Hill Orchards

Costa Avocados/Avocado Estates
Golden Triangle Avocados
Green Skin Avocados
Gunnado Farming Pty Ltd
Manbulloo Ltd
Rockridge Farming Pty Ltd
Tinaroo Falls Avocado Trust

South Qld

Balmoral Orchard
Googa Farms
Green Nugget Orchards
Mountain Fresh
Perseverance Farming Co
Sunnyspot Packhouse Pty Ltd
Touchwood Farming
Wodonga Park Fruit and Nuts

Sunshine Coast

Natures Fruit Company
Sunfresh

Tamborine / Northern Rivers

Aussie Orchards Growers & Packers
Jirel Holdings
Merrinee Farm
Pretty Gully Avocados Pty Ltd
T W Silver
WJ Row
Zhong Sheng Pty Ltd

Tristate

Barham Avocados
Chinoola Orchards
Chislett Farms Pty Ltd
Golden Hill Packing Pty Ltd
J.G. Loffler
Kingston Avocado
KV & JM Lehmann

Marrbiz Pty Ltd
Mildura Fruit Company

Western Australia

Advance Packing & Marketing Services
Avonova
Avonwest
Delroy Orchards
Golden Hill Avocados
Mariners Rest
The Avocado Grove
VP & EA Farrell
West Aussie Avos
Willow Creek

Infocado information is available at www.avocado.org.au/our-programs/supply-chain-data/infocado/ or contact us at infocado@avocado.org.au

This report has been funded by Hort Innovation, using the avocado research and development levy and contributions from the Australian Government. Hort Innovation is the grower-owned, not-for-profit research and development corporation for Australian horticulture.