



# Quarterly Infocado Report

## Crop Forecast - January 2018

Avocados Australia releases four quarterly Infocado crop forecast reports per year, in the months January, April, July and October.



### 2017 Australian avocado variety production forecast in 5.5 kg eqv trays (does not include NZ fruit)

	Jan 17	Feb 17	Mar 17	Apr 17	May 17	Jun 17	Jul 17	Aug 17	Sep 17	Oct 17	Nov 17	Dec 17	12 Months
Hass	445,984	247,000	41,032	442,227	1,433,386	1,503,645	1,059,602	1,190,565	971,598	857,237	853,420	867,428	9,913,124
Shepard	0	173,863	952,234	774,424	78,420	0	0	0	0	0	0	0	1,978,941
Other	42,320	13,500	25,348	24,615	36,662	35,963	44,360	38,521	4,706	3,727	16,265	29,908	315,895
<b>Total</b>	<b>488,304</b>	<b>434,363</b>	<b>1,018,614</b>	<b>1,241,266</b>	<b>1,548,468</b>	<b>1,539,608</b>	<b>1,103,962</b>	<b>1,229,086</b>	<b>976,304</b>	<b>860,964</b>	<b>869,685</b>	<b>897,336</b>	<b>12,207,960</b>

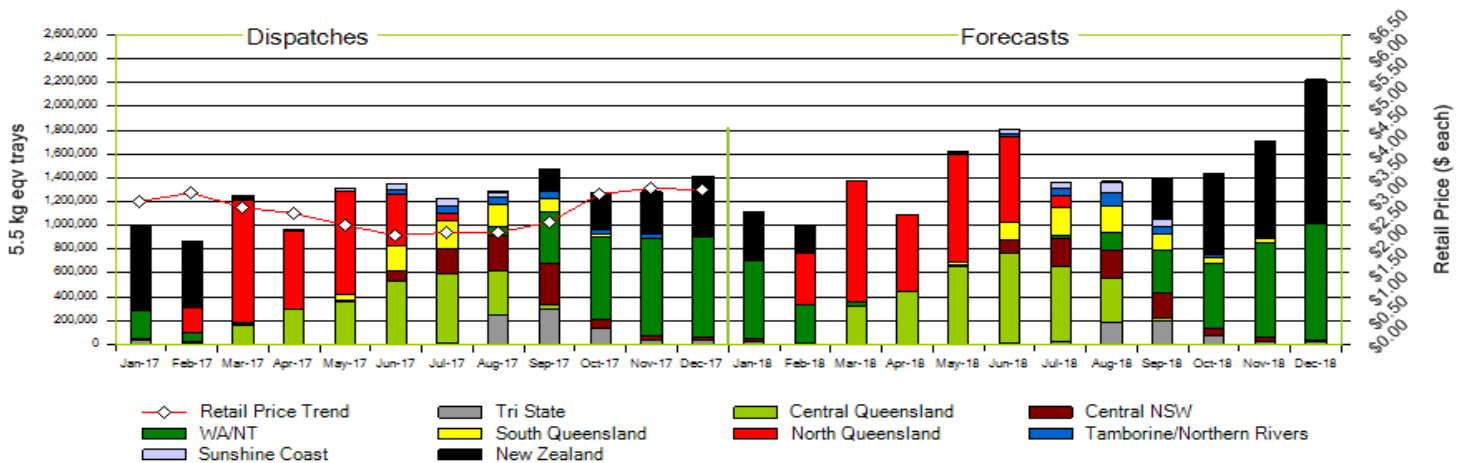
### 2017 Australian avocado variety dispatches in 5.5 kg eqv trays (does not include NZ fruit)

	Jan 17	Feb 17	Mar 17	Apr 17	May 17	Jun 17	Jul 17	Aug 17	Sep 17	Oct 17	Nov 17	Dec 17	12 Months
Hass	266,027	96,983	33,522	383,278	1,254,784	1,315,176	1,181,865	1,206,950	1,259,397	914,763	900,542	882,672	9,695,944
Shepard	0	207,154	1,186,235	563,708	17,218	305	31	90	0	0	0	0	1,974,741
Other	25,496	789	5,439	20,040	39,544	31,560	44,531	67,200	39,564	55,100	21,386	25,101	375,750
<b>Total</b>	<b>291,523</b>	<b>304,926</b>	<b>1,225,196</b>	<b>967,026</b>	<b>1,311,546</b>	<b>1,347,041</b>	<b>1,226,427</b>	<b>1,274,240</b>	<b>1,298,961</b>	<b>969,863</b>	<b>921,928</b>	<b>907,773</b>	<b>12,046,450</b>

### 2018 Australian avocado variety forecast in 5.5 kg eqv trays (does not include NZ fruit)

	Jan 18	Feb 18	Mar 18	Apr 18	May 18	Jun 18	Jul 18	Aug 18	Sep 18	Oct 18	Nov 18	Dec 18	12 Months
Hass	666,936	335,027	70,706	605,786	1,568,479	1,771,219	1,299,352	1,310,825	1,041,856	755,640	896,063	1,005,376	11,327,265
Shepard	5,200	429,188	1,299,761	473,817	38,109	0	0	0	0	0	0	0	2,246,075
Other	41,730	2,000	4,710	9,403	17,290	33,952	67,037	49,285	3,175	7,624	8,272	20,862	265,340
<b>Total</b>	<b>713,866</b>	<b>766,215</b>	<b>1,375,177</b>	<b>1,089,006</b>	<b>1,623,878</b>	<b>1,805,171</b>	<b>1,366,389</b>	<b>1,360,110</b>	<b>1,045,031</b>	<b>763,264</b>	<b>904,335</b>	<b>1,026,238</b>	<b>13,838,680</b>

Australian & New Zealand Avocados : Jan 17 to Dec 17 Dispatch / Jan 18 to Dec 18 Forecast



### Quarterly avocado supply summary (incl NZ) in 5.5kg eqv trays

Region	Jan17 to Dec17 dispatch	Jan18 to Dec18 forecast
North Queensland	3,244,568	3,831,312
Central Queensland	2,340,898	3,227,036
Sunshine Coast	224,734	267,542
Southern Queensland	819,457	849,657
Tamborine/Northern Rivers	306,890	318,206
Central NSW	1,114,411	945,374
Tri State	812,717	549,186
WA & NT	3,182,775	3,850,367
New Zealand	2,650,083	3,643,829
<b>Total</b>	<b>14,696,533</b>	<b>17,482,509</b>

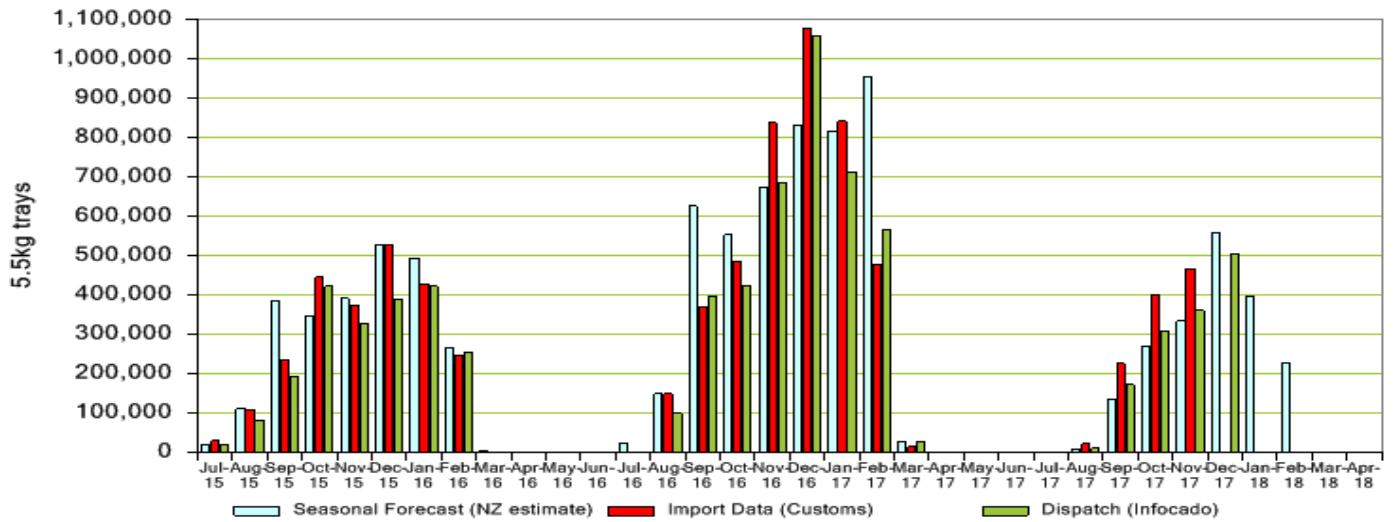
### Comments

- Australian grown avocado supply from October to December (Q4) 2017 was 2.8 million trays, with total supply at almost 4 million trays, including approx. 1.2 million trays from NZ.
- Australian fruit volumes were higher than the same quarter last year by 19%, while New Zealand's Q4 saw a decrease of 46% on Q4 2016. To some extent this was forecast, with NZ expecting their off year. The net result was a 14% reduction across the three months compared with 2016, although December 2017 had a 70% increase in supply of Aust. fruit compared to Dec last year.
- The 2017 peak of Australian-produced volumes occurred in June at 1.35 million trays dispatched for the month; while the supply peak (including NZ fruit) occurred in September at approximately 1.45 million trays dispatched in the month.
- Forecasts for 2018 currently indicate increased supply for the total market over the next 12 months, with peaks expected in May/June and Nov/Dec.
- North and Central Qld forecast Shepard coming in earlier in the season, with higher forecasts than last year.
- Forecasts for late 2018 indicate a strong NZ season with 1 million more trays expected this year, as well as a predicted 20% increase in WA fruit.
- Follow us on [Facebook](#) and [Twitter](#).

#### Report notes:

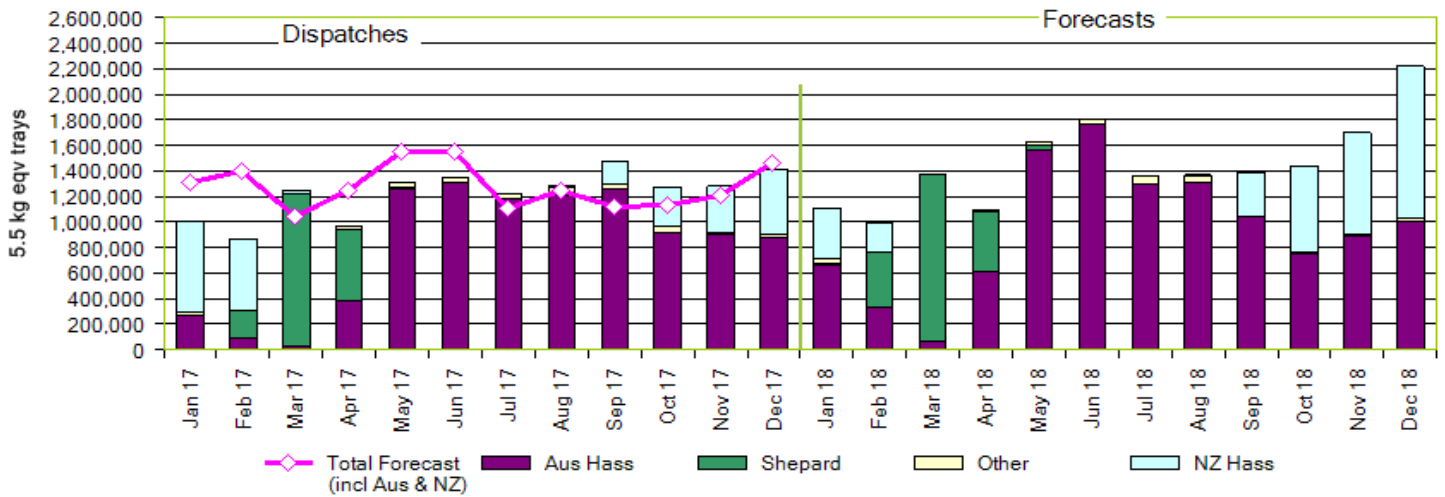
The Quarterly Infocado report is compiled using data collected through the Infocado system from an estimated 85% of industry packhouses, consolidators and wholesalers. This report incorporates an allowance (by region) for the data which is not contributed to the Infocado system. It is thus, not possible to extrapolate the figures from Weekly Infocado reports (which use unadjusted data) to those in Quarterly Infocado reports. This report is provided initially to Infocado contributors only. Until public release, the report is confidential.

### New Zealand Avocados - Dispatch and Forecast



Note: Source of import data is ABS and/or NZ Infoshare (NZ govt customs data) depending on availability. Dec 2017 customs data not available at time of report.

### Jan 17 to Dec 17 Dispatches & Jan 18 to Dec 18 Forecasts Avocados by Variety



Note: NZ dispatch figures in the above graph are from Infocado, the total forecast line (pink) indicates the most up to date forecasts.

### Seasonal forecast contributors

#### Central NSW

Coastal Avocados  
I & A Tolson  
Midcoast Avocados

#### Central Qld

BT & RG Pegg  
Costa Avocados/Superpak  
Donovan Family Investment Trust  
Lava Valley Produce  
Simpson Farms Pty Ltd  
Sunny Bluff Produce Pty Ltd

#### New Zealand

Avocado Industry Council (NZAGA)

#### North Qld

Aussie Orchards Growers & Packers  
Avocados with Altitude  
Battistin Orchards Pty Ltd  
Bellview Orchards Pty Ltd

Cobra Hill Orchards  
Costa Avocados/Avocado Estates  
Golden Triangle Avocados  
Green Skin Avocados  
Gunnado Farm  
Hilltop Mareeba/Manbulloo Ltd  
Koci Avocado's  
Rockridge Farming Pty Ltd  
Tinaroo Falls Avocado Trust  
Tropicado Avocados

#### South Qld

Balmoral Orchard  
G & J Krenske  
Googa Farms  
Green Nugget Orchards  
Mountain Fresh  
Perseverance Farming Co  
Sunnyspot Packhouse Pty Ltd

Touchwood Farming  
Wodonga Park Fruit and Nuts  
**Sunshine Coast**  
Natures Fruit Company  
Sunfresh

#### Tamborine / Northern Rivers

Aussie Orchards Growers & Packers  
Jirel Holdings  
Merrinee Farm  
T W Silver  
WJ Row  
Zhong Sheng Pty Ltd  
**Tristate**  
Barham Avocados  
Chinoola Orchards  
Chislett Farms Pty Ltd  
Golden Hill Packing Pty Ltd  
J.G. Loffler

Klingbiel Family Trust  
KV & JM Lehmann  
Marrbiz Pty Ltd  
Mildura Fruit Company  
Sunvale Produce Pty Ltd

#### Western Australia

Advance Packing & Marketing Services P/L  
Avonova  
Avowest  
Delroy Orchards  
Golden Hill Avocados  
Green Pear Avocado  
Mariners Rest  
The Avocado Grove  
VP & EA Farrell  
West Aussie Avos  
Willow Creek

Infocado information is available at [www.avocado.org.au/our-programs/supply-chain-data/infocado/](http://www.avocado.org.au/our-programs/supply-chain-data/infocado/) or contact us at [infocado@avocado.org.au](mailto:infocado@avocado.org.au)

This report has been funded by Hort Innovation, using the avocado research and development levy and contributions from the Australian Government. Hort Innovation is the grower-owned, not-for-profit research and development corporation for Australian horticulture.