



Quarterly Infocado Report

Crop Forecast - January 2019

Avocados Australia releases four quarterly Infocado crop forecast reports per year, in the months January, April, July and October.



Australian Avocados Forecast Jan 18 to Dec 18 (5.5 kg eqv trays) - from quarterly report January 18

	Jan 18	Feb 18	Mar 18	Apr 18	May18	Jun 18	Jul 18	Aug 18	Sep 18	Oct 18	Nov 18	Dec 18	12 Mth Total
Hass	666,936	335,027	70,706	605,786	1,568,479	1,771,219	1,299,352	1,310,825	1,041,856	755,640	896,063	1,005,376	11,327,265
Shepard	5,200	429,188	1,299,761	473,817	38,109	0	0	0	0	0	0	0	2,246,075
Other	41,730	2,000	4,710	9,403	17,290	33,952	67,037	49,285	3,175	7,624	8,272	20,862	265,340
Total	713,866	766,215	1,375,177	1,089,006	1,623,878	1,805,171	1,366,389	1,360,110	1,045,031	763,264	904,335	1,026,238	13,838,680

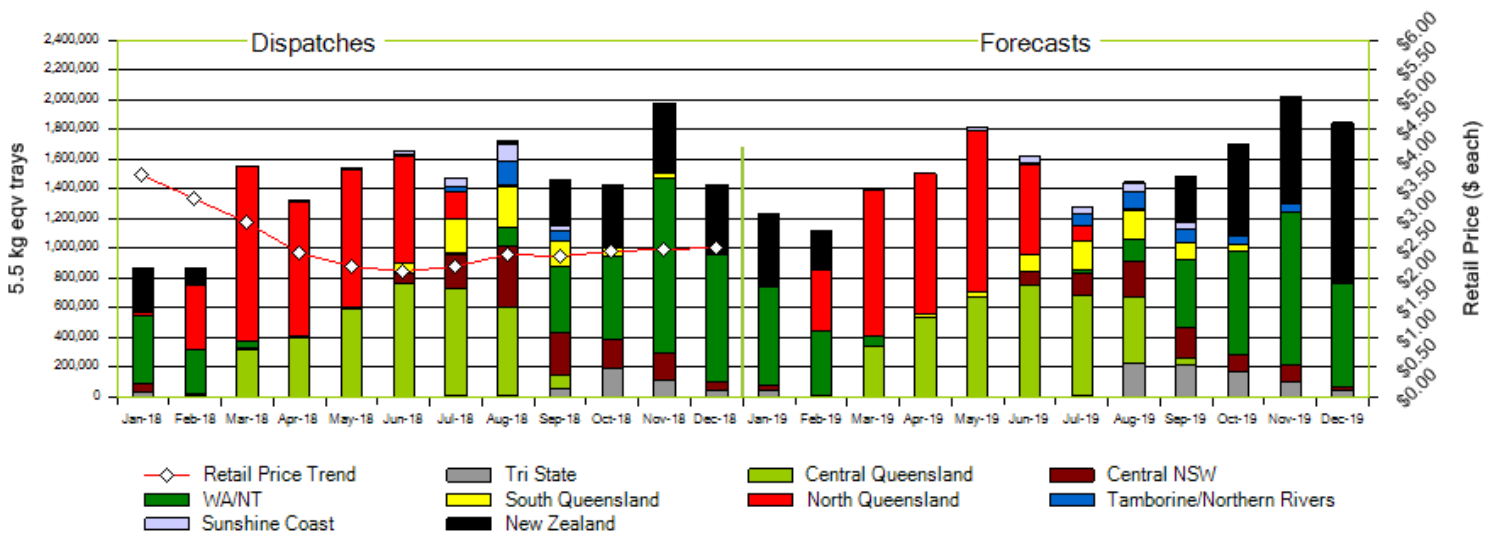
Australian Avocados Dispatches Jan 18 to Dec 18 (5.5 kg eqv trays)

	Jan 18	Feb 18	Mar 18	Apr 18	May18	Jun 18	Jul 18	Aug 18	Sep 18	Oct 18	Nov 18	Dec 18	12 Mth Total
Hass	492,065	314,168	166,142	441,211	1,488,084	1,637,580	1,448,256	1,656,279	1,095,365	1,017,671	1,446,673	919,587	12,123,081
Shepard	21,517	426,856	1,381,889	868,345	43,924	0	26	43	0	0	0	0	2,742,600
Other	57,048	7,342	9,233	13,667	14,380	23,111	26,865	40,387	58,193	3,976	72,100	38,341	364,643
Total	570,630	748,366	1,557,264	1,323,223	1,546,388	1,660,691	1,475,147	1,696,709	1,153,558	1,021,647	1,518,773	957,928	15,230,324

Australian Avocados Forecast Jan 19 to Dec 19 (5.5 kg eqv trays)

	Jan 19	Feb 19	Mar 19	Apr 19	May 19	Jun 19	Jul 19	Aug 19	Sep 19	Oct 19	Nov 19	Dec 19	12 Mth Total
Hass	687,984	447,950	104,883	616,866	1,772,964	1,595,477	1,233,141	1,369,841	1,152,205	1,080,731	1,297,062	756,365	12,115,469
Shepard	4,564	410,879	1,282,384	872,564	31,127	0	0	0	0	0	0	0	2,601,518
Other	53,700	1,075	5,235	16,616	10,837	22,502	48,427	68,966	23,746	18,979	7,300	17,863	295,246
Total	746,248	859,904	1,392,502	1,506,046	1,814,928	1,617,979	1,281,568	1,438,807	1,175,951	1,099,710	1,304,362	774,228	15,012,233

Australian & New Zealand Avocados : Jan 18 to Dec 18 Dispatch / Jan 19 to Dec 19 Forecast



Quarterly avocado supply summary (incl NZ) in 5.5kg eqv trays

Region	Jan18 to Dec18	Jan19 to Dec19
North Queensland	4,382,808	4,174,592
Central Queensland	3,483,743	3,454,576
Sunshine Coast	252,273	217,145
Southern Queensland	867,547	689,865
Tamborine/N.Rivers	289,823	436,301
Central NSW	1,516,944	1,004,363
Tri State	461,307	808,657
WA	3,975,879	4,226,734
New Zealand	2,088,325	3,451,809
Total	17,318,649	18,464,042

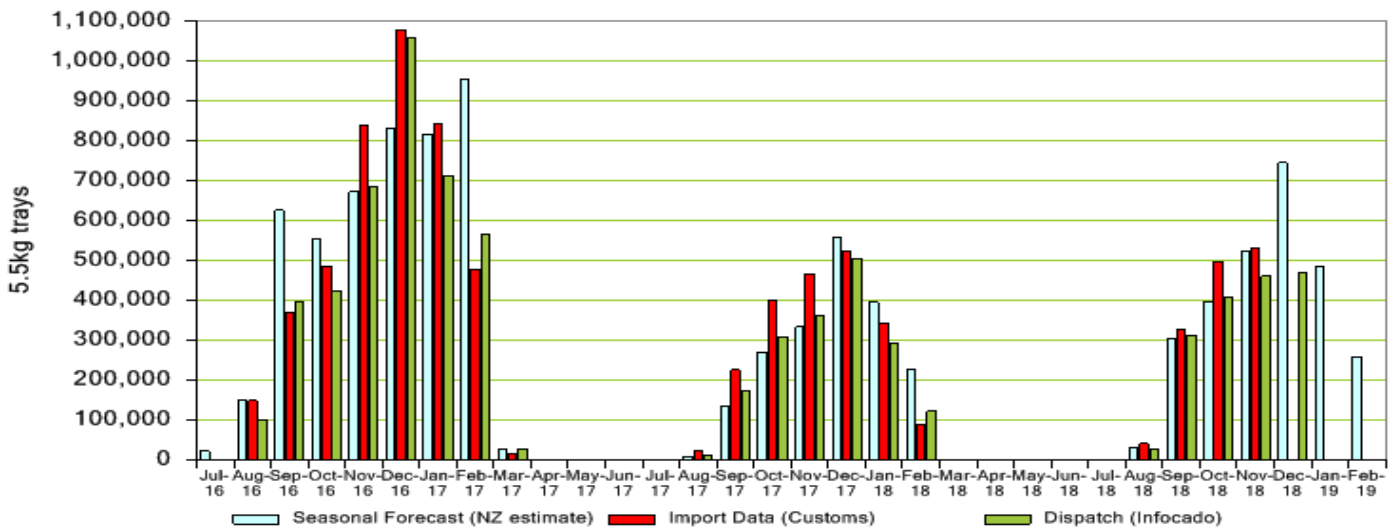
Comments

- Australian avocado supply from Oct to Dec (Q4) 2018 was 3.49 million trays, with an additional 1.34 million trays from NZ. Australian fruit volumes were higher than the same quarter last year by nearly 700,000 trays.
- Australian avocado supply increased by 26% on the previous 12 month period to just over 15.23 million trays. Overall market supply increased by 18% to 17.3 million trays.
- Forecasts for 2019 currently indicate a 7% increase in total supply over the next 12 months with peaks expected in May & November.
- North Qld and Central Qld are forecasting similar levels to last year while WA and NZ are expecting further increases next season.
- 2019 estimates for Central NSW show a reduction in supply of about 30% compared with last season. Hot, dry conditions and winds account for a sizeable portion of this reduction.
- Tri State and Tamborine/N Rivers are looking optimistic for the coming year, with strong growth estimates compared with the volume supplied in 2018.

Report notes:

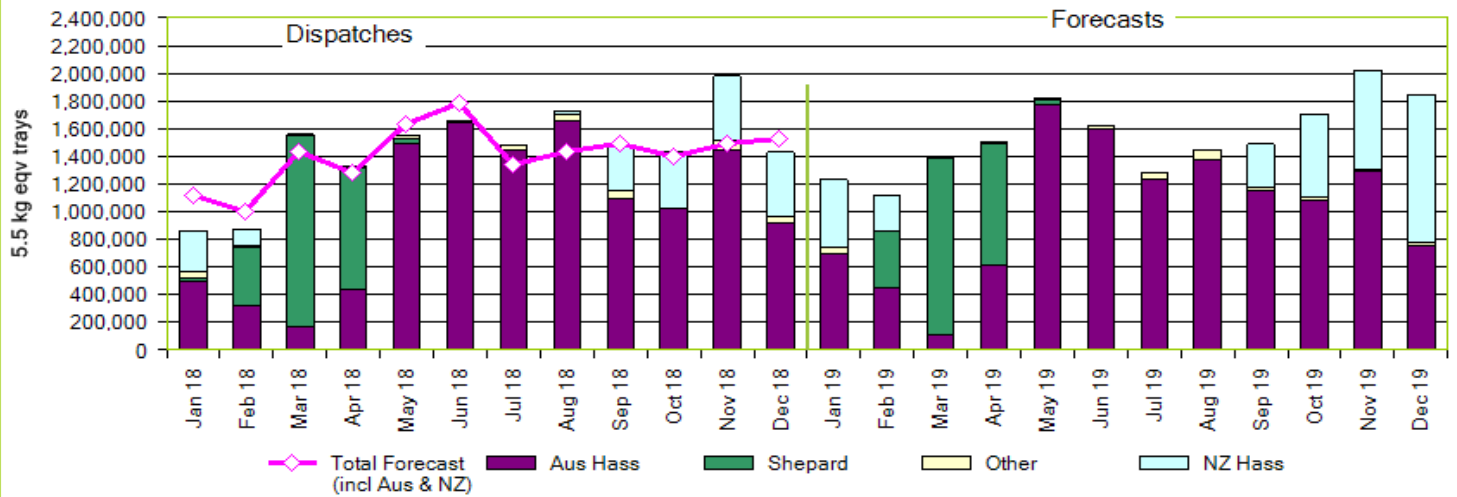
The Quarterly Infocado report is compiled using data collected through the Infocado system from an estimated 85+ % of industry packhouses, consolidators and wholesalers. This report incorporates an allowance (by region) for the data which is not contributed directly to the Infocado system. It is thus, not possible to extrapolate the figures from Weekly Infocado reports (which use unadjusted data) to those in Quarterly Infocado reports. This report is provided initially to Infocado contributors only. Until public release, the report is confidential

New Zealand Avocados - Dispatch and Forecast



Note: Source of import data is ABS and/or NZ Infoshare (NZ govt customs data) depending on availability. December 2018 customs data not available at time of report.

Jan 18 to Dec 18 Dispatches & Jan 19 to Dec 19 Forecasts Avocados by Variety



Note: NZ dispatch figures in the above graph are from Infocado, the total forecast line (pink) indicates the most up to date forecasts.

Seasonal forecast contributors

Central NSW	Bellview Orchards Pty Ltd	Sunshine Coast	KV & JM Lehmann
Costa Avocados/Coastal Avocados	Cobra Hill Orchards	Natures Fruit Company	Marrbiz Pty Ltd
I & A Tolson	Costa Avocados/Avocado Estates	Sunfresh	Mildura Fruit Company
Midcoast Avocados	Green Skin Avocados	Tamborine / Northern Rivers	Sunvale Produce Pty Ltd
Central Qld	Gunnado Farming Pty Ltd	Aussie Orchards Growers & Packers	Western Australia
BT & RG Pegg	Manbulloo Ltd	Jirel Holdings	Advance Packing & Marketing Services
Costa Avocados/Superpak	Rockridge Farming Pty Ltd	Merrinee Farm	Avonova
Donovan Family Investment Trust	Tinaroo Falls Avocado Trust	Pretty Gully Avocados Pty Ltd	Avowest
Lava Valley Produce		T W Silver	Delroy Orchards
Simpson Farms Pty Ltd	South Qld	WJ Row	Golden Hill Avocados
Sunny Bluff Produce Pty Ltd	Balmoral Orchard	Zhong Sheng Pty Ltd	Mariners Rest
Sunny Spot Packhouse Pty Ltd	Googa Farms	Tristate	The Avocado Grove
New Zealand	Green Nugget Orchards	Barham Avocados	VP & EA Farrell
Avocado Industry Council (NZAGA)	Mountain Fresh	Chinoola Orchards	West Aussie Avos
North Qld	Perseverance Farming Co	Chislett Farms Pty Ltd	Willow Creek
Aussie Orchards Growers & Packers	Sunnyspot Packhouse Pty Ltd	Golden Hill Packing Pty Ltd	
Avocados with Altitude	Touchwood Farming	J.G. Loffler	
Battistin Orchards Pty Ltd	Wodonga Park Fruit and Nuts	Kingston Avocado	

Infocado information is available at www.avocado.org.au/our-programs/supply-chain-data/infocado/ or contact us at infocado@avocado.org.au

This report has been funded by Hort Innovation, using the avocado research and development levy and contributions from the Australian Government. Hort Innovation is the grower-owned, not-for-profit research and development corporation for Australian horticulture.