



# Quarterly Infocado Report

## Crop Forecast - July 2019

Avocados Australia releases four quarterly Infocado crop forecast reports per year, in the months January, April, July and October.

**Hort Innovation**  
Strategic levy investment

**AVOCADO FUND**

### Australian Avocados Forecast Jul 18 to Jun 19 (5.5 kg eqv trays) - from quarterly report July 18

	Jul 18	Aug 18	Sep 18	Oct 18	Nov 18	Dec 18	Jan 19	Feb 19	Mar 19	Apr 19	May 19	Jun 19	Total
<b>Hass</b>	1,403,029	1,251,835	1,004,051	809,521	963,047	806,196	582,258	412,826	96,121	527,605	1,719,805	1,669,558	11,245,852
<b>Shepard</b>	0	0	0	0	0	0	9,129	446,740	1,223,884	1,036,650	31,455	0	2,747,858
<b>Other</b>	66,828	49,347	3,175	9,189	13,749	17,496	76,160	3,704	5,862	16,790	239,914	218,128	720,342
<b>Total</b>	1,469,857	1,301,182	1,007,226	818,710	976,796	823,692	667,547	863,270	1,325,867	1,581,045	1,991,174	1,887,686	14,714,052

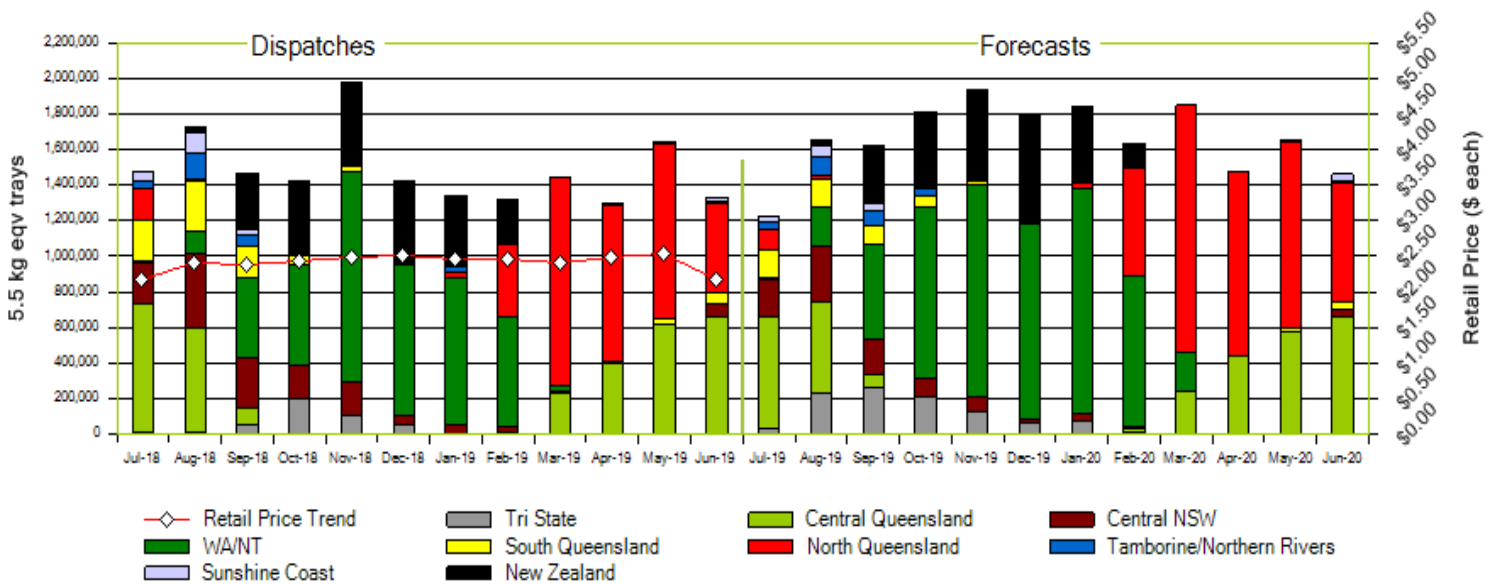
### Australian Avocados Dispatches Jul 18 to Jun 19 (5.5 kg eqv trays)

	Jul 18	Aug 18	Sep 18	Oct 18	Nov 18	Dec 18	Jan 19	Feb 19	Mar 19	Apr 19	May 19	Jun 19	Total
<b>Hass</b>	1,448,256	1,656,279	1,095,365	1,017,671	1,446,673	919,587	897,994	646,474	49,717	606,379	1,556,087	1,316,704	12,657,186
<b>Shepard</b>	26	43	0	0	0	0	33,938	421,088	1,322,343	682,606	44,261	185	2,504,490
<b>Other</b>	26,865	40,387	58,193	3,976	72,100	38,341	1,630	1,744	72,641	13,528	46,754	15,973	392,132
<b>Total</b>	1,475,147	1,696,709	1,153,558	1,021,647	1,518,773	957,928	933,562	1,069,306	1,444,701	1,302,513	1,647,102	1,332,862	15,553,808

### Australian Avocados Forecast Jul 19 to Jun 20 (5.5 kg eqv trays)

	Jul 19	Aug 19	Sep 19	Oct 19	Nov 19	Dec 19	Jan 20	Feb 20	Mar 20	Apr 20	May 20	Jun 20	Total
<b>Hass</b>	1,202,200	1,550,714	1,243,996	1,382,084	1,399,351	1,144,994	1,296,068	853,764	265,006	739,697	1,515,002	1,400,106	13,992,982
<b>Shepard</b>	7,892	0	0	0	0	0	25,230	623,115	1,581,592	733,788	132,539	50,063	3,154,219
<b>Other</b>	18,917	74,607	58,788	9,045	32,738	40,020	89,884	17,988	2,624	0	10,508	12,376	367,495
<b>Total</b>	1,229,009	1,625,321	1,302,784	1,391,129	1,432,089	1,185,014	1,411,182	1,494,867	1,849,222	1,473,485	1,658,049	1,462,545	17,514,696

### Australian & New Zealand Avocados : Jul 18 to Jun 19 Dispatch / Jul 19 to Jun 20 Forecast



### Jul 18 to Jun 19 Dispatches & Jul 19 to Jun 20 Avocado Production Estimates 5.5kg eqv trays

Region	Jul18 to Jun19	Jul19 to Jun20
North Queensland	4,186,076	4,905,158
Central Queensland	3,312,079	3,138,946
Sunshine Coast	252,508	213,556
Southern Queensland	886,660	554,655
Tamborine/Northern Rivers	313,007	296,309
Central NSW	1,528,650	1,040,198
Tri State	417,147	999,131
WA	4,657,681	6,366,743
New Zealand	2,326,467	2,477,265
<b>Total</b>	<b>17,880,275</b>	<b>19,991,961</b>

### Comments

Australian avocado supply for April, May, & June (Q2) of 2019 decreased by 247,825 trays (-5%), compared with the same period last year. Volumes for Hass decreased by 47,705 trays (-1%), Shepard decreased by 185,217 trays (-20%), while Other varieties increased by 25,097 trays (+49%).

Supply during the 3rd quarter of 2019, will be dominated by Central Queensland in July (51%) and August (31%), and by Western Australia in September (33%). During these 3 months, supply is estimated to increase by +6% from 3.9 to over 4.1 million trays compared with the same period the previous year. However, total supply forecasts for the 4th quarter add up to 5,559,199 trays, averaging 397,085 trays per week to be marketed during this period.

The total volume for the 12 months between July 2019 and June 2020 is forecasted to increase by 1.96 million trays (+13%) for Australian fruit. New Zealand's supply is forecasted to increase by +6%, for a combined growth of +12%.

For these 12 months, two peaks are forecast to occur: one around November when supply for that month is expected to reach 1,939,797 trays of which 62% will come from Western Australia and 26% from New Zealand.; the Other will be around March when supply is estimated to reach 1,849,222 trays for that month of which 75% will come from North Queensland, 13% from Central Queensland and 12% from Western Australia.

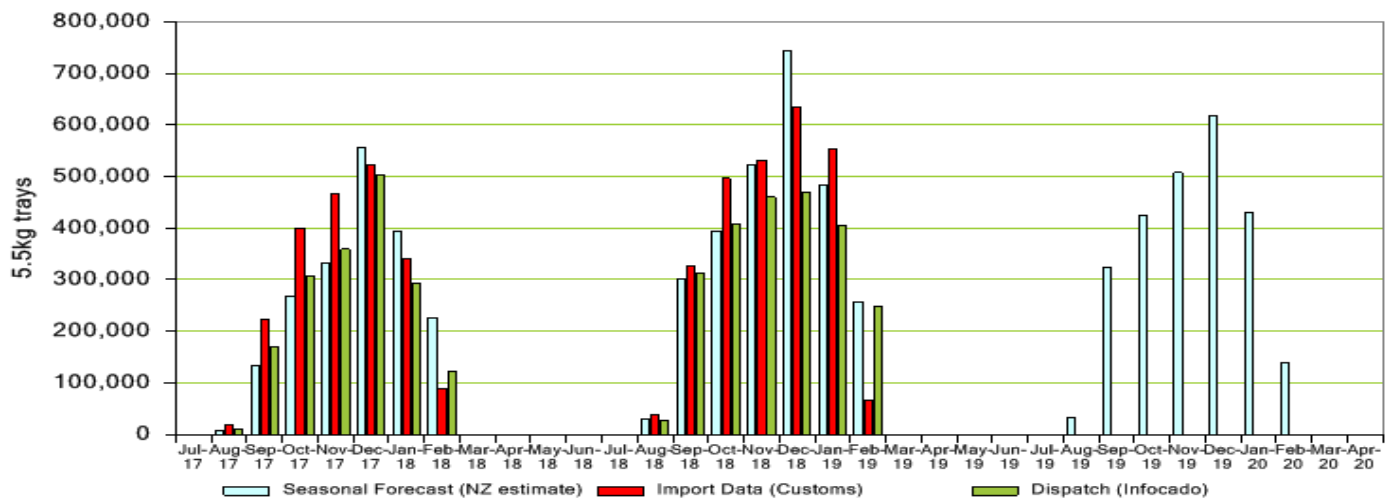
Western Australia's expected peak supply has shifted compared with estimations from April's Quarterly Infocado Report, with 1.26 million trays forecast for the month of January. New Zealand's supply estimations for the coming season have decreased from the previous forecast to 2.47 million trays for the 2019-20 season.

Looking at the full year forecasts for each of the regions, some regions estimate significant growth compared with volumes dispatched in the past 12 months. Tri-State is forecasting a growth of +140%, Western Australia +37%, and North Queensland +17%. Other regions, however, are forecasting a decline in volumes, with Southern Queensland showing the largest decline at -37%, followed by Central NSW at -32%, Sunshine Coast at -15%, and Central Queensland and Tamborine/Northern Rivers at -5% each.

Report notes:

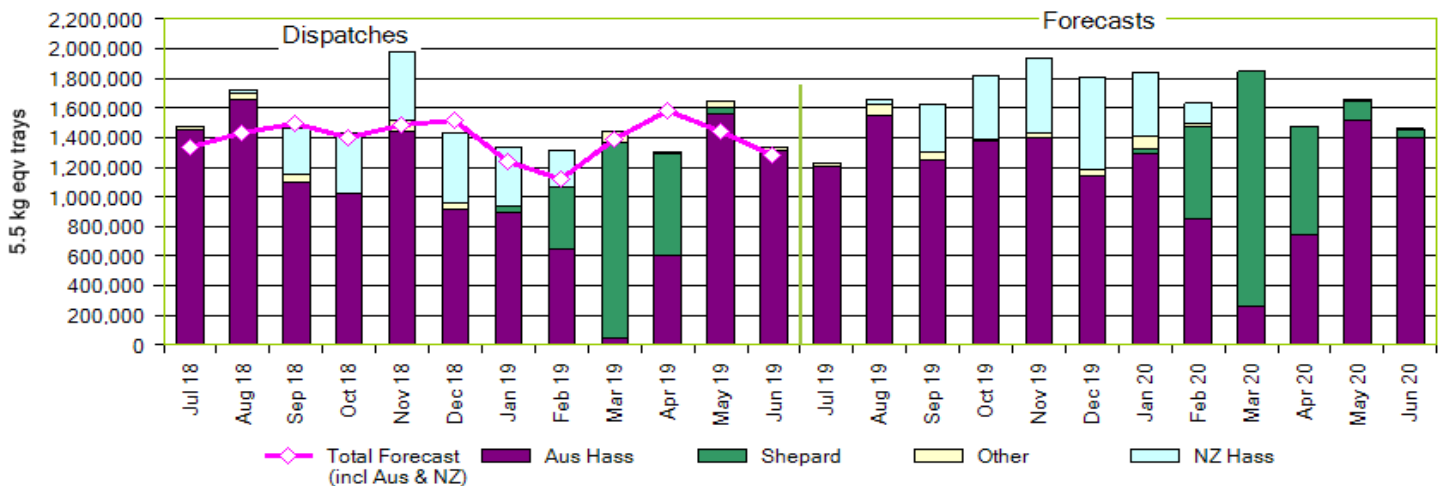
The Quarterly Infocado report is compiled using data collected through the Infocado system from an estimated 85+ % of industry packhouses, consolidators and wholesalers. This report incorporates an allowance (by region) for the data which is not contributed directly to the Infocado system. It is thus, not possible to extrapolate the figures from Weekly Infocado reports (which use unadjusted data) to those in Quarterly Infocado reports. This report is provided initially to Infocado contributors only. Until public release, the report is confidential

### New Zealand Avocados - Dispatch and Forecast



Note: Source of import data is ABS and/or NZ Infoshare (NZ govt customs data) depending on availability. December 2018 customs data not available at time of report.

### Jul 18 to Jun 19 Dispatches & Jul 19 to Jun 20 Forecasts Avocados by Variety



Note: NZ dispatch figures in the above graph are from Infocado, the total forecast line (pink) indicates the most up to date forecasts.

### Seasonal forecast contributors

#### Central NSW

Avorama Pty Ltd  
Costa Avocado/Coastal Avocados  
Midcoast Avocados

#### Central Qld

Costa Avocado/SuperPak  
Donovan Family Investment Trust  
Lava Valley Produce  
Natures Fruit Company  
RG Pegg  
Simpson Farms Pty Ltd  
Sunfresh  
Sunny Bluff Produce Pty Ltd  
Sunnyspot Packhouse Pty Ltd

#### New Zealand

NZ Avocado Ltd

#### North Qld

Aussie Orchards Growers & Packers  
Avocados with Altitude  
AvoNorth

#### Battistin Orchards Pty Ltd

Bellview Orchards Pty Ltd  
Costa Avocado/Avocado Estates  
Green Skin Avocados  
Gunnado Farming Pty Ltd  
Natures Fruit Company  
Rockridge Farming Pty Ltd  
Rocky Creek Orchards Pty Ltd  
Sunfresh  
Tinaroo Falls Avocado Trust

#### South Qld

Balmoral Orchard  
Googa Farms  
Green Nugget Orchards  
Natures Fruit Company  
Perseverance Farming Co  
Sunfresh  
Sunnyspot Packhouse Pty Ltd  
Touchwood Farming  
Wodonga Park Fruit and Nuts

#### Sunshine Coast

Natures Fruit Company  
Sunfresh  
Sunnyspot Packhouse Pty Ltd

#### Tamborine/Northern Rivers

Aussie Orchards Growers & Packers  
Jirel Holdings  
Natures Fruit Company  
Pretty Gully Avocados Pty Ltd  
T W Silver  
WJ Row  
Zhong Sheng Pty Ltd

#### Tri State

Barham Avocados  
Chinoola Orchards  
Chislett Farms Pty Ltd  
Golden Hill Packing Pty Ltd  
J.G. Loffler  
Kingston Avocado  
KV & JM Lehmann

#### Mildura Fruit Company

Natures Fruit Company  
Simpson Farms Pty Ltd  
Sunvale Produce Pty Ltd

#### WA/NT

Advance Packing & Marketing Services P/L  
Applewood Orchard  
Avonova  
Avowest  
Costa Avocado/Consolidator  
Delroy Orchards  
Golden Hill Avocados  
Joe Bendotti & Co  
Mariners Rest  
Natures Fruit Company  
R & S Bames  
Simpson Farms Pty Ltd  
The Avocado Grove  
VP & EA Farrell  
West Aussie Avos  
Willow Creek

Infocado information is available at [www.avocado.org.au/our-programs/supply-chain-data/infocado/](http://www.avocado.org.au/our-programs/supply-chain-data/infocado/) or contact us at [infocado@avocado.org.au](mailto:infocado@avocado.org.au)

This report has been funded by Hort Innovation, using the avocado research and development levy and contributions from the Australian Government. Hort Innovation is the grower-owned, not-for-profit research and development corporation for Australian horticulture.