



# Quarterly Infocado Report

## Crop Forecast - October 2019

Avocados Australia releases four quarterly Infocado crop forecast reports per year, in the months January, April, July and October.



### Australian Avocados Forecast Oct 18 to Sep 19 (5.5 kg eqv trays) - from quarterly report October 18

	Oct 18	Nov 18	Dec 18	Jan 19	Feb 19	Mar 19	Apr 19	May 19	Jun 19	Jul 19	Aug 19	Sep 19	12 Mth Total
Hass	809,521	963,047	806,196	582,258	412,826	96,121	527,605	1,719,805	1,669,558	1,272,141	1,162,957	676,574	10,698,609
Shepard	0	0	0	9,129	446,740	1,223,884	1,036,650	31,455	0	0	0	0	2,247,858
Other	9,189	13,749	17,496	76,160	3,704	5,862	16,790	239,914	218,128	47,992	68,993	23,811	741,788
<b>Total</b>	<b>818,710</b>	<b>976,796</b>	<b>823,692</b>	<b>667,547</b>	<b>863,270</b>	<b>1,325,867</b>	<b>1,581,045</b>	<b>1,991,174</b>	<b>1,887,686</b>	<b>1,320,133</b>	<b>1,231,950</b>	<b>700,385</b>	<b>13,253,395</b>

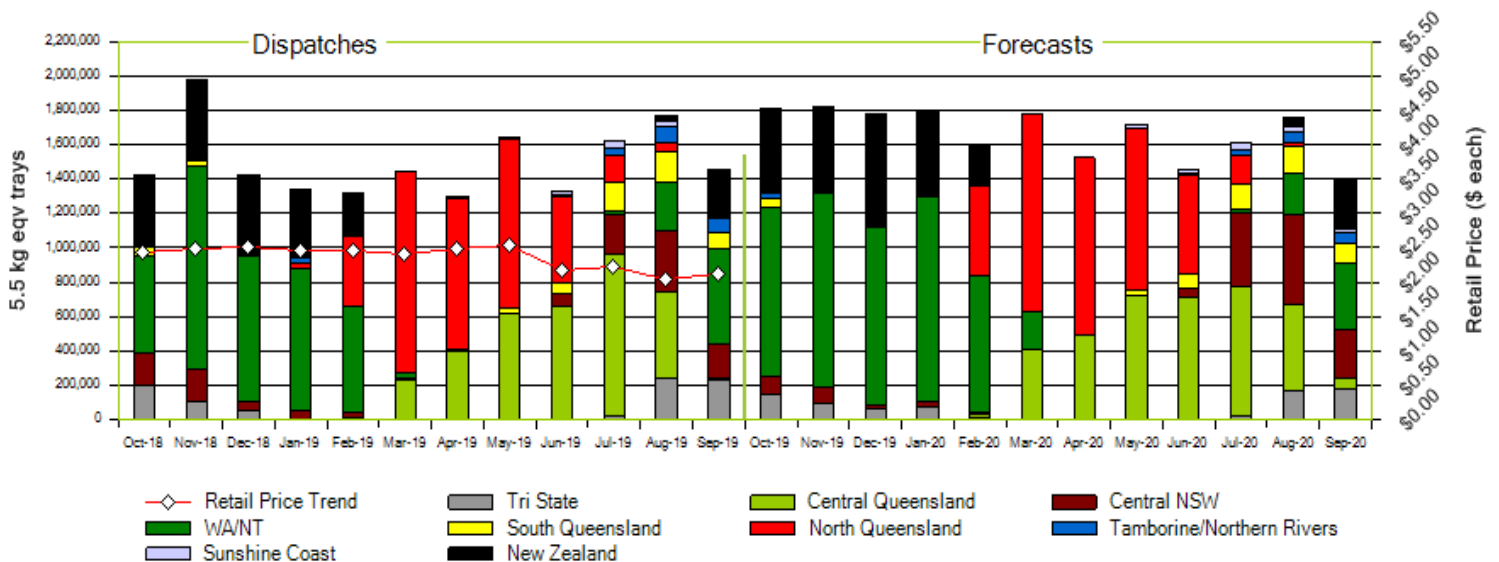
### Australian Avocados Dispatches Oct 18 to Sep 19 (5.5 kg eqv trays)

	Oct 18	Nov 18	Dec 18	Jan 19	Feb 19	Mar 19	Apr 19	May 19	Jun 19	Jul 19	Aug 19	Sep 19	12 Mth Total
Hass	1,017,671	1,446,673	919,587	897,994	646,474	49,717	606,379	1,556,087	1,316,704	1,612,727	1,722,475	1,171,731	12,964,219
Shepard	0	0	0	33,938	421,088	1,322,343	682,606	44,261	185	0	0	0	2,504,421
Other	3,976	72,100	38,341	1,630	1,744	72,641	13,528	46,754	15,973	9,514	15,214	9,195	300,610
<b>Total</b>	<b>1,021,647</b>	<b>1,518,773</b>	<b>957,928</b>	<b>933,562</b>	<b>1,069,306</b>	<b>1,444,701</b>	<b>1,302,513</b>	<b>1,647,102</b>	<b>1,332,862</b>	<b>1,622,241</b>	<b>1,737,689</b>	<b>1,180,926</b>	<b>15,769,250</b>

### Australian Avocados Forecast Oct 19 to Sep 20 (5.5 kg eqv trays)

	Oct 19	Nov 19	Dec 19	Jan 20	Feb 20	Mar 20	Apr 20	May 20	Jun 20	Jul 20	Aug 20	Sep 20	12 Mth Total
Hass	1,322,920	1,319,947	1,085,647	1,228,790	796,030	382,594	693,987	1,596,006	1,400,075	1,593,933	1,648,698	1,094,767	14,163,394
Shepard	0	0	0	14,402	548,080	1,398,054	826,078	103,623	44,884	11,275	0	0	2,946,396
Other	9,445	20,015	36,638	68,566	17,193	2,624	4,144	17,436	12,391	8,275	61,533	12,805	271,065
<b>Total</b>	<b>1,332,365</b>	<b>1,339,962</b>	<b>1,122,285</b>	<b>1,311,758</b>	<b>1,361,303</b>	<b>1,783,272</b>	<b>1,524,209</b>	<b>1,717,065</b>	<b>1,457,350</b>	<b>1,613,483</b>	<b>1,710,231</b>	<b>1,107,572</b>	<b>17,380,855</b>

### Australian & New Zealand Avocados : Oct 18 to Sep 19 Dispatch / Oct 19 to Sep 20 Forecast



### Oct 18 to Sep 19 Dispatches & Oct 19 to Sep 20 Avocado Production Estimates 5.5kg eqv trays

Region	Oct18 to Sep19	Oct19 to Sep20
North Queensland	4,199,730	4,437,610
Central Queensland	3,362,680	3,660,017
Sunshine Coast	145,824	148,556
Southern Queensland	651,558	605,855
Tamborine/Northern Rivers	259,489	226,135
Central NSW	1,371,459	1,532,732
Tri State	840,175	762,435
WA	4,938,335	6,007,515
New Zealand	2,297,989	2,676,497
<b>Total</b>	<b>18,067,239</b>	<b>20,057,352</b>

### Comments

Australian avocado supply for July, August, & September (Q3) of 2019 was 9% above the forecast for the same period published back in July, with 4,540,856 5.5Kg trays dispatched compared with 4,157,114 5.5 kg trays forecast for the three months. When compared with the same period last year, supply increased by 5%.

Supply during the next quarter of 2019, will be dominated by Western Australia, and New Zealand. On average, during these 3 months we are expecting to see Western Australia supply 60% of the market, followed by New Zealand at 29%. The remainder will be decreasing proportions from Tri-State and Central New South Wales, until about February when we will see supply commence from North Queensland.

From November to January, supply is estimated to increase by 14% from 4.75 million trays dispatched between November and January in the past year, to over 5.4 million trays. Broken down by month, we are expecting to see a -8% drop in November respective to the same month last year and increases of 25% and 34% for December and January respectively.

While the forecast indicates the first half of 2020 will be well supplied, it is important to note that the fruit set in North Queensland is still being assessed. A better assessment will not be available until the next report is published in January 2020.

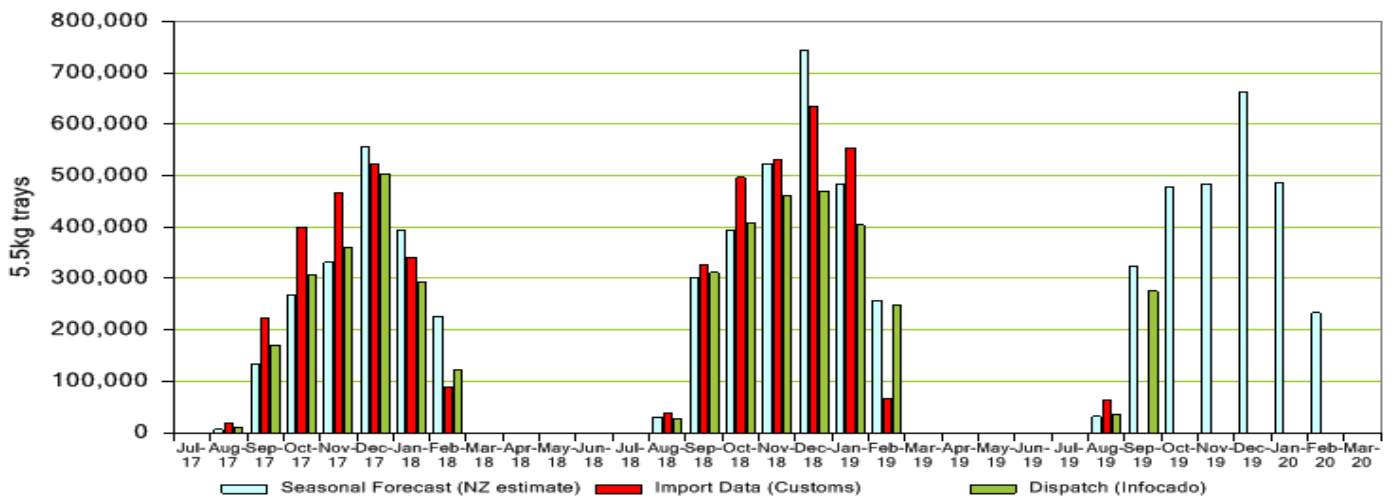
The total volume for the 12 months between October'19 and September'20 is forecast to increase by 1.6 million trays (+10 %) for Australian fruit and +16% for New Zealand fruit, for a combined growth of 11%. For these 12 months, we are expecting to see a relatively strong supply, with the largest volumes to be dispatched from now until January, at about 1.8 million tray / month.

Western Australia is forecasting the largest increase compared with the previous 12 months at 22%. The year on year comparison for Central NSW is following WA at +12%, Central Queensland +9%, and Sunshine Coast at +2%. Regions forecasting a decline in volumes, are led by Tamborine/Northern Rivers showing the largest decline at -13%, followed by Tri-State at -9%, and Southern Queensland -7%.

### Report notes:

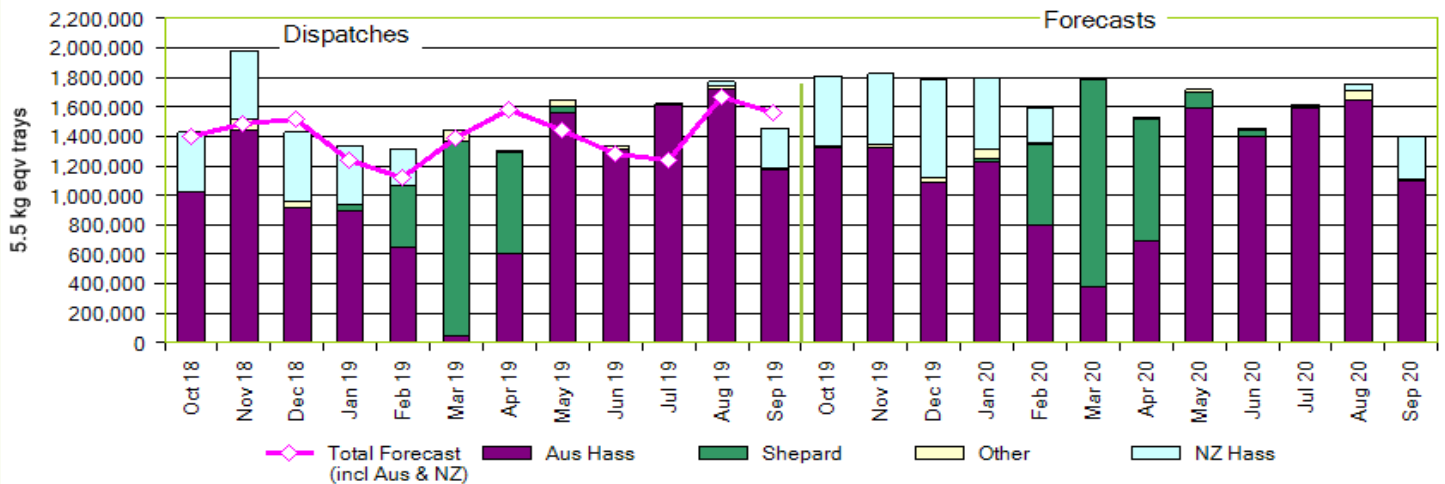
The Quarterly Infocado report is compiled using data collected through the Infocado system from an estimated 85+ % of industry packhouses, consolidators and wholesalers. This report incorporates an allowance (by region) for the data which is not contributed directly to the Infocado system. It is thus, not possible to extrapolate the figures from Weekly Infocado reports (which use unadjusted data) to those in Quarterly Infocado reports. This report is provided initially to Infocado contributors only. Until public release, the report is confidential

### New Zealand Avocados - Dispatch and Forecast



Note: Source of import data is ABS and/or NZ Infoshare (NZ govt customs data) depending on availability. December 2018 customs data not available at time of report.

### Oct 18 to Sep 19 Dispatches & Oct 19 to Sep 20 Forecasts Avocados by Variety



Note: NZ dispatch figures in the above graph are from Infocado, the total forecast line (pink) indicates the most up to date forecasts.

### Seasonal forecast contributors

#### Central NSW

Avorama Pty Ltd  
Costa Avocado/Coastal Avocados  
Midcoast Avocados

#### Central Qld

Costa Avocado/SuperPak  
Donovan Family Investment Trust  
Lava Valley Produce  
Natures Fruit Company  
RG Pegg  
Simpson Farms Pty Ltd  
Sunny Bluff Produce Pty Ltd  
Sunnyspot Packhouse Pty Ltd

#### New Zealand

NZ Avocado Ltd

#### North Qld

Aussie Orchards Growers & Packers  
Avocados with Altitude  
AvoNorth  
Battistin Orchards Pty Ltd

#### Bellview Orchards Pty Ltd

Costa Avocado/Avocado Estates  
Green Skin Avocados  
Gunnado Farming Pty Ltd  
Kureen Farming  
Natures Fruit Company  
Paradise Orchards  
Primo Produce Pty Ltd  
Rockridge Farming Pty Ltd  
Rocky Creek Orchards Pty Ltd  
Tinaroo Falls Avocado Trust

#### South Qld

Balmoral Orchard  
Googa Farms  
Green Nugget Orchards  
Natures Fruit Company  
Sunnyspot Packhouse Pty Ltd  
Touchwood Farming  
Wodonga Park Fruit and Nuts

#### Sunshine Coast

Natures Fruit Company  
Sunnyspot Packhouse Pty Ltd

#### Tambraine/Northern Rivers

Aussie Orchards Growers & Packers  
Jirel Holdings  
Natures Fruit Company  
T W Silver  
WJ Row  
Zhong Sheng Pty Ltd

#### Tri State

Barham Avocados  
Chinoola Orchards  
Chislett Farms Pty Ltd  
Golden Hill Packing Pty Ltd  
J.G. Loffler  
Kingston Avocado  
KV & JM Lehmann  
Mildura Fruit Company

#### Natures Fruit Company

Simpson Farms Pty Ltd  
Sunvale Produce Pty Ltd

#### WA/NT

Advance Packing & Marketing Services P/L  
Applewood Orchard  
Avonova  
Avowest  
Costa Avocado  
Delroy Orchards  
Golden Hill Avocados  
Joe Bendotti & Co  
Mariners Rest  
Natures Fruit Company  
R & S Barness  
Simpson Farms Pty Ltd  
The Avocado Grove  
VP & EA Farrell  
West Aussie Avos  
Willow Creek

Infocado information is available at [www.avocado.org.au/our-programs/supply-chain-data/infocado/](http://www.avocado.org.au/our-programs/supply-chain-data/infocado/) or contact us at [infocado@avocado.org.au](mailto:infocado@avocado.org.au)

This report has been funded by Hort Innovation, using the avocado research and development levy and contributions from the Australian Government. Hort Innovation is the grower-owned, not-for-profit research and development corporation for Australian horticulture.