



## Infocado weekly report

Week 01 - 2020 ( 28 December 2019 - 03 January 2020)

**Hort  
Innovation**  
Strategic levy investment

**AVOCADO  
FUND**

### Happy new year!

This week we have provided the usual weekly report for the first week of 2020, and appended two summarized reports for weeks 51 and 52 of last year. Many thanks to the packhouses and wholesalers who continued to enter their data over the holidays.

### Comments:

- Packhouses starting their season in January & February, please enter your 4 week forecasts now.
- North Queensland packers: please start entering your 4week forecasts now if your Shepard season starts in February.
- For quality assurance, please remind growers before picking to **ensure dry matter of at least 23% for Hass & 21% for Shepard.**
- It is imperative that you update now the **15 month supply forecast** that was emailed to you on December the 12th 2019 , so that we can prepare the January Infocado Quarterly Report.

[Conduct dry matter tests at home](#)

[What is Infocado?](#)

[Using and interpreting Infocado reports](#)

[Avocado supply chain education materials](#)

### Weeks 51 & 52 2019 summary:

- Total dispatch for week 51 was 408,301 trays a 7% increase on the previous week (382,017 trays) and 6% higher than the forecasted 385,708 trays. For week 52 total dispatch was 243,230 trays, a 40% decrease from the previous week, and 5% higher than the forecast of 232,754 trays.
- In week 51 Western Australia supplied 64% of the fruit, while New Zealand supplied 35% , and the remaining 2% among Central NSW and Tri-State. In week 52 New Zealand supplied 54% of the fruit and Western Australia the other 46%

### Week 01 - 2020 summary:

- Total dispatch was 230,084 trays a 5% decrease on the previous week (243,230 trays) and 12% lower than the forecasted 262,101 trays.
- Western Australia supplied 54% of the fruit, New Zealand the other 46%

### Marketing Update: Avocado is very entertaining

Leading dietician Lyndi Cohen, who worked with [Australian Avocados](#) for the 2019 Avotherapy events in Sydney, shared the ultimate avocado entertaining platter with reads of The Senior ahead of the festive season. [Click here for the article](#), which also discusses the benefits of eating avocados and how to choose and store them. The industry's marketing activity is helping Aussie consumers connect with (and eat!) Australian avocados. This marketing activity is managed by Hort Innovation and funded by the avocado marketing levy. #smashanavo

### Upcoming public holidays

Monday 27 January - Australia Day - enter data by 11am Tuesday 28 January, report will be distributed on Wed instead of Tues.

Monday 13 April - Easter Monday - enter data by 11am Tuesday 14 April, report will be distributed on Wed instead of Tues.

**Report Index** p.2: 4week forecast; import data | p.3: dispatches | p.4: dispatches by region; contributors | p.5: wholesale data | pp.6 & 7: week 51 & 52 summaries.

#### REPORT NOTES:

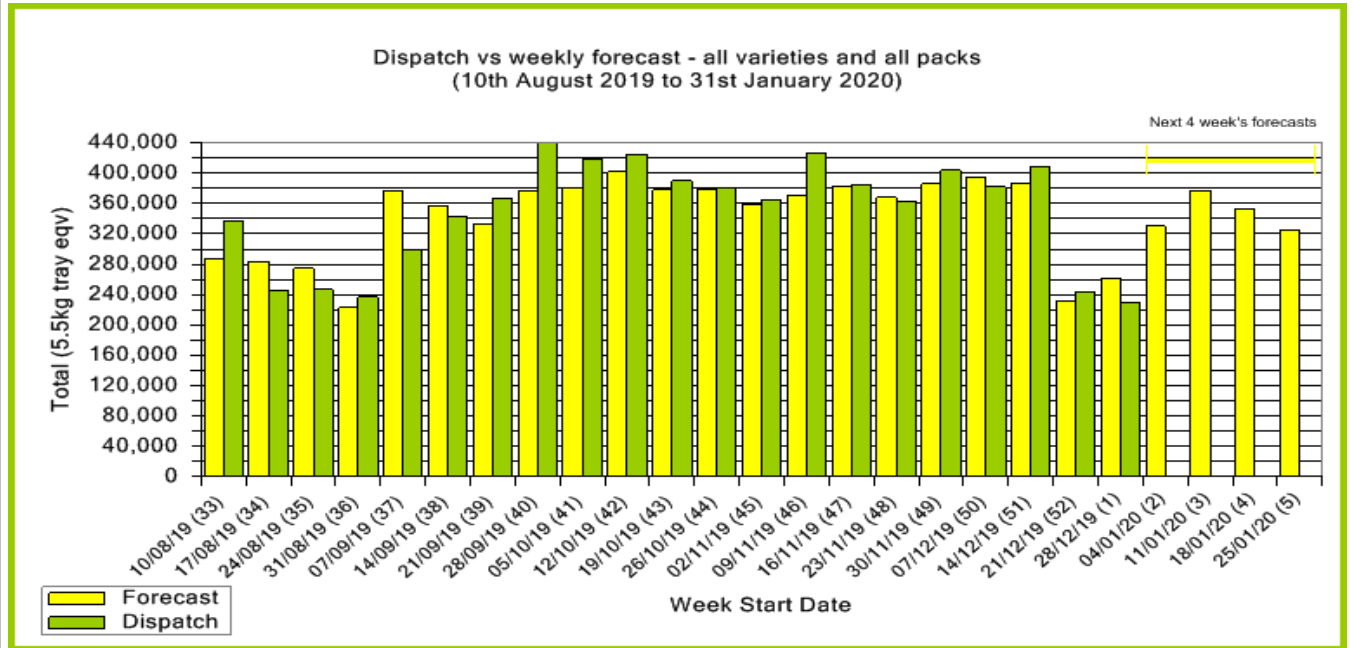
The **Weekly Infocado** report is compiled using data contributed by avocado packhouses, consolidators and wholesalers through the Infocado system. We estimate that 85% of industry is represented in this report. Please note that **Quarterly Infocado** reports incorporate an allowance (by region) for the data which is not contributed to the Infocado system. It is thus, not possible to extrapolate the figures from **Weekly Infocado** reports to those in **Quarterly Infocado** reports.

Initially, this report is provided to Infocado contributors only, then publicly released six weeks later. Until public release, the report is confidential.

This report has been funded by Hort Innovation, using the avocado research and development levy and contributions from the Australian Government. Hort Innovation is the grower-owned, not-for-profit research and development corporation for Australian horticulture.

Yellow shading indicates forecast data				
Forecast Data (Week 1 - 5)				
Variety	Trays - Total	Bulk	Proc	All - Total
	5.5Kg Eqv	10Kg	Kg	5.5Kg Eqv
<b>Week 1 - begin 28/12/2019</b>				
Hass	246,168	7,248		<b>259,346</b>
Lamb Hass	2,000	200		<b>2,364</b>
Reed	300	50		<b>391</b>
<b>Week Total</b>	<b>248,468</b>	<b>7,498</b>		<b>262,101</b>
<b>Week 2 - begin 04/01/2020</b>				
Hass	307,958	11,047	420	<b>328,119</b>
Lamb Hass	1,200	50		<b>1,291</b>
Reed	500	80		<b>645</b>
<b>Week Total</b>	<b>309,658</b>	<b>11,177</b>	<b>420</b>	<b>330,056</b>
<b>Week 3 - begin 11/01/2020</b>				
Hass	355,970	10,212		<b>374,537</b>
Lamb Hass	1,200	170		<b>1,509</b>
Reed	500	80		<b>645</b>
<b>Week Total</b>	<b>357,670</b>	<b>10,462</b>		<b>376,692</b>
<b>Week 4 - begin 18/01/2020</b>				
Hass	334,298	9,854		<b>352,214</b>
Lamb Hass		192		<b>349</b>
<b>Week Total</b>	<b>334,298</b>	<b>10,046</b>		<b>352,563</b>
<b>Week 5 - begin 25/01/2020</b>				
Hass	310,093	8,030		<b>324,693</b>
Lamb Hass		192		<b>349</b>
<b>Week Total</b>	<b>310,093</b>	<b>8,222</b>		<b>325,042</b>

Green shading indicates dispatch data				
Dispatch Data (Week 1 - begin 28/12/2019)				
Variety	Trays	Bulk	Proc	5.5Kg Eqv
	5.5Kg Eqv	10Kg	Kg	Total Trays
Hass	212,976	8,636	7,733	<b>230,084</b>
<b>Total</b>	<b>212,976</b>	<b>8,636</b>	<b>7,733</b>	<b>230,084</b>



**New Zealand avocado exports: forecast v dispatch (5.5kg eqv trays) August 2019 - Feb 2020**

NZ export to Australia	Aug 2019	Sep 2019	Oct 2019	Nov 2019	Dec 2019	Jan 2020	Feb 2020	Total
Pre-Season Forecast [1] at 27/06/2019	31,760	323,951	425,236	507,708	618,017	431,332	139,261	<b>2,477,265</b>
Updated Season Forecast [1] at 18/12/19	31,760	323,951	476,916	484,043	701,860	487,704	272,963	<b>N/A - these forecasts are updated monthly</b>
Dispatch volume Infocado [1]	34,162	275,902	540,380	411,666	524,115	105,365		<b>1,891,590</b>
Customs Data of NZ avocado exports [2]	64,469	384,473	535,227					<b>984,169</b>

[1] Source: Infocado [2] Source: GTIS - Global Trade Atlas [3] Source: StatsNZ Infoshare **red text =** Data not yet complete for the month / season **Yellow cell =** Forecast can still be updated **Grey cell =** Forecast is set and can no longer be updated

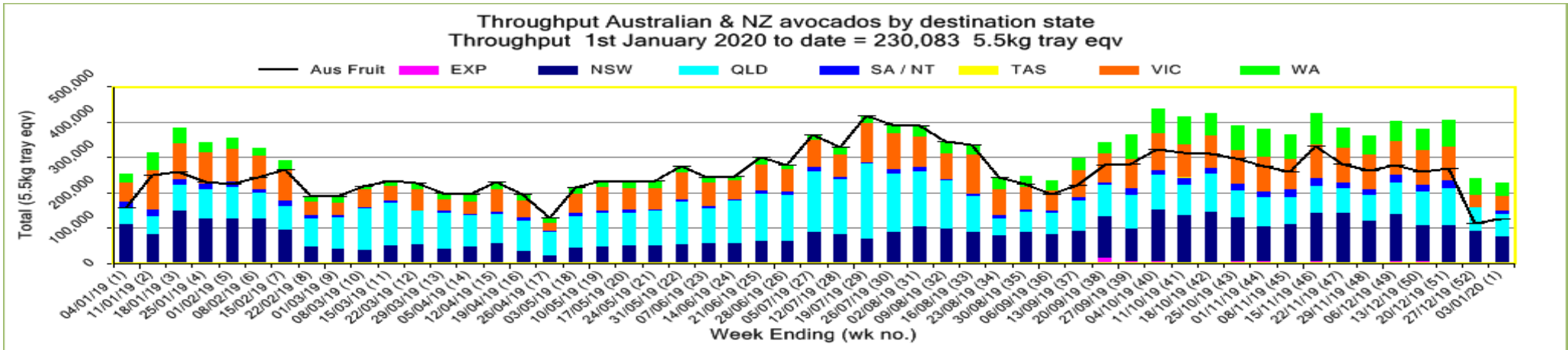
## Origin of dispatched avocados

Industry Dispatches By Origin Region and Count Size : 28th December 2019 - 3rd January 2020 (Wk 1)												
Origin Region	5.5kg	5.5kg	5.5kg	5.5kg	5.5kg	5.5kg	5.5kg	5.5kg	Trays - Total	Bulk	Proc	5.5Kg Eqv
	<16	16	18	20	23	25	28	28+	5.5Kg Eqv	10Kg	Kg	Total
New Zealand		5,479	9,904	21,283	18,545	24,234	12,222	13,698	105,365			105,365
WA/NT	2,876	7,486	9,114	22,182	21,782	23,697	17,374	3,100	107,611	8,636	7,733	124,719
	<b>2,876</b>	<b>12,965</b>	<b>19,018</b>	<b>43,465</b>	<b>40,327</b>	<b>47,931</b>	<b>29,596</b>	<b>16,798</b>	<b>212,976</b>	<b>8,636</b>	<b>7,733</b>	<b>230,084</b>

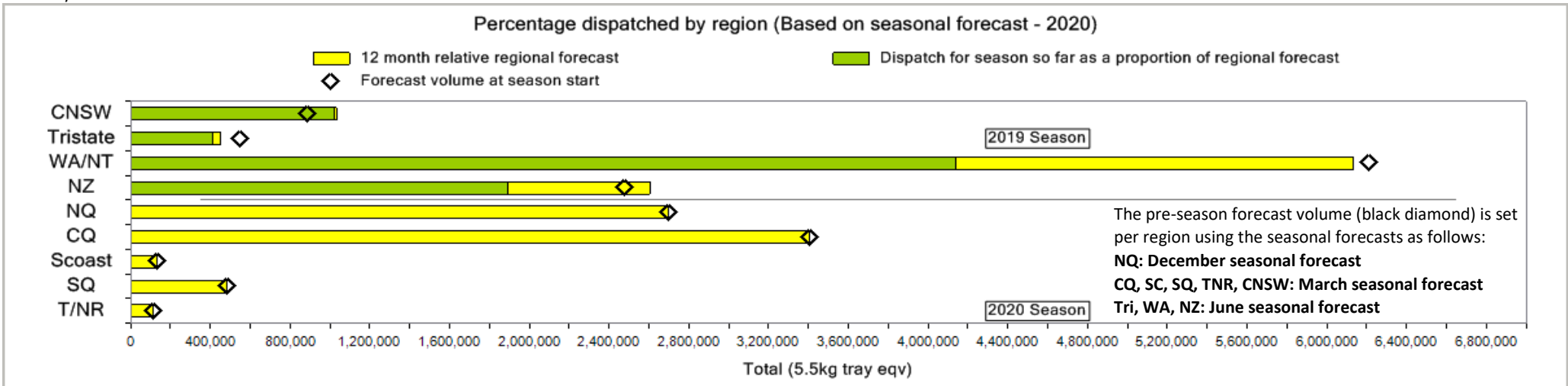
Note: NZ dispatch volumes by Count Size are estimated based on the Count Size distribution of NZ exports to all markets; and NZ dispatch volumes are reported in the week the volumes are expected to arrive in Australia, this is usually approximately one week after being shipped.

## Destination of dispatched avocados

Industry Dispatches By Destination State and Count Size : 28th December 2019 - 3rd January 2020 (Wk 1)												
Dest. State	5.5kg	5.5kg	5.5kg	5.5kg	5.5kg	5.5kg	5.5kg	5.5kg	Trays - Total	Bulk	Proc	5.5Kg Eqv Trays All
	<16	16	18	20	23	25	28	28+	5.5Kg Eqv	10Kg	Kg	Total
EXP			200					725	925			925
NSW	3	2,709	5,416	12,481	15,009	19,305	6,952	6,404	68,279	3,479		74,604
QLD	160	3,566	6,410	12,807	10,705	13,743	7,648	7,316	62,355		7,733	63,761
SA / NT		4	48	944	1,961	3,144	1,998		8,099	845		9,635
VIC	371	2,659	4,766	13,987	8,341	7,493	653	729	38,999	1,142		41,075
WA	2,342	4,027	2,178	3,246	4,311	4,246	12,345	1,624	34,319	3,170		40,083
<b>Total</b>	<b>2,876</b>	<b>12,965</b>	<b>19,018</b>	<b>43,465</b>	<b>40,327</b>	<b>47,931</b>	<b>29,596</b>	<b>16,798</b>	<b>212,976</b>	<b>8,636</b>	<b>7,733</b>	<b>230,084</b>



The **seasonal progress graph** below uses seasonal forecast data from direct contributors, it does not consider extrapolated figures that compensate for non-contributing packhouses, thus these figures may be lower than those shown on the seasonal (quarterly) report. The total of each bar in the graph below is a result of total monthly dispatches to date plus the remaining seasonal forecast which can be updated monthly.



#### Week 01 - 2020 Contributors - Packhouses

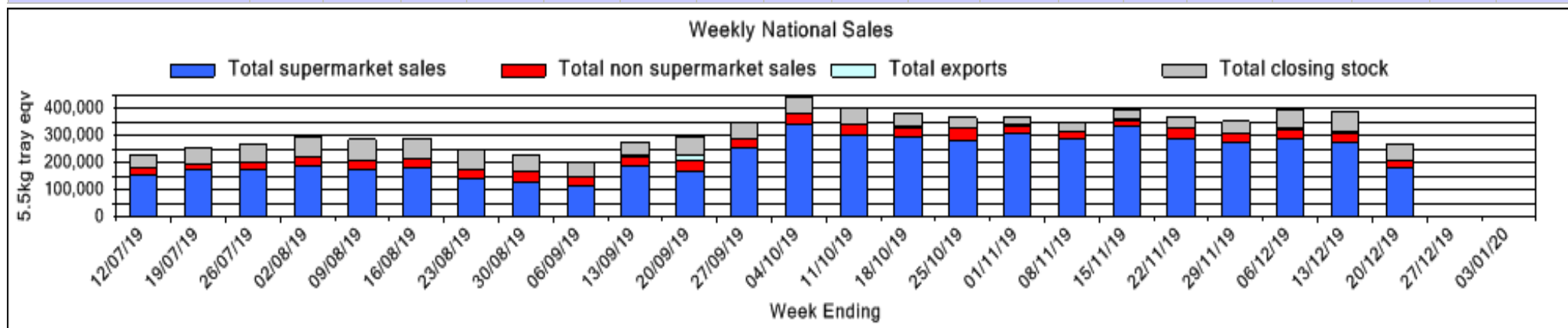
- |  |  |
|--|--|
| Natures Fruit Company (Consolidator)             | Joe Bendotti & Co (WA/NT)                |
| NZ Avocado Ltd (New Zealand)                     | R & S Bamess (WA/NT)                     |
| Advance Packing & Marketing Services P/L (WA/NT) | West Aussie Avos (WA/NT)                 |
| Avonova (WA/NT)                                  | Willow Creek (WA/NT)                     |
| Delroy Orchards (WA/NT)                          | CNSW: Less than 3 packhouse contributors |
| Golden Hill Avocados (WA/NT)                     |  |

#### Week 01 - 2020 Contributors - Wholesalers

- |   |   |
|---|---|
| Costa Farms [Adelaide]                      | LaManna Premier Group [Sydney]            |
| Costa Farms [Melbourne]                     | Murray Bros [Brisbane]                    |
| De Luca Banana Marketing Pty Ltd [Brisbane] | Nutrano Produce Group [Brisbane]          |
| Etherington [Perth]                         | Sinclair & Antico (Aust) Pty Ltd [Sydney] |
| Fresh Choice WA Pty Ltd [Perth]             | United Fresh [Adelaide]                   |
| LaManna Premier Group [Adelaide]            | WA Farm Direct [Perth]                    |
| LaManna Premier Group [Melbourne]           |   |

### Sales report including direct sales from packhouses, wholesale sales and stock on hand at wholesale level

	Trays 5.5kg eqv (incl. Mod6 & P84)				Bulk 10Kg Cartons					Pre-Pack Kg					Total (5.5Kg Eqv)			
	Hass	Shepard	Other	Total	Hass	Shepard	Other	Total	5.5Kg Eqv	Hass	Shepard	Other	Total	5.5Kg Eqv	Hass	Shepard	Other	Total
NSW	Full data set not displayed because less than three wholesalers from this state contributed data this week																	
<b>Total supermarket sales</b>	Full data set not displayed because less than three wholesalers from this state contributed data this week																	
<b>Total non supermarket sales</b>	Full data set not displayed because less than three wholesalers from this state contributed data this week																	
<b>Total exports</b>	Full data set not displayed because less than three wholesalers from this state contributed data this week																	
<b>Total sales</b>	64,303			64,303	2,969			2,969	5,398						69,701			69,701
<b>Total Stock on Hand</b>																		
QLD																		
<b>Total supermarket sales</b>	57,295			57,295											57,295			57,295
<b>Total non supermarket sales</b>	1,930			1,930											1,930			1,930
<b>Total exports</b>																		
<b>Total sales</b>	59,225			59,225											59,225			59,225
<b>Total Stock on Hand</b>	11,609			11,609											11,609			11,609
SA & TAS																		
<b>Total supermarket sales</b>	2,680			2,680											2,680			2,680
<b>Total non supermarket sales</b>	3,468		408	3,876	186		339	525	955						3,806		1,024	4,831
<b>Total exports</b>																		
<b>Total sales</b>	6,148		408	6,556	186		339	525	955						6,486		1,024	7,511
<b>Total Stock on Hand</b>	8,104		32	8,136	986		43	1,029	1,871						9,897		110	10,007
VIC	Full data set not displayed because less than three wholesalers from this state contributed data this week																	
<b>Total supermarket sales</b>	Full data set not displayed because less than three wholesalers from this state contributed data this week																	
<b>Total non supermarket sales</b>	Full data set not displayed because less than three wholesalers from this state contributed data this week																	
<b>Total exports</b>	Full data set not displayed because less than three wholesalers from this state contributed data this week																	
<b>Total sales</b>	32,075			32,075	1,704			1,704	3,098						35,173			35,173
<b>Total Stock on Hand</b>																		
WA																		
<b>Total supermarket sales</b>	25,705			25,705	2,246			2,246	4,084	234			234	43	29,831			29,831
<b>Total non supermarket sales</b>	5,877			5,877	508			508	924						6,801			6,801
<b>Total exports</b>	925			925											925			925
<b>Total sales</b>	32,507			32,507	2,754			2,754	5,007	234			234	43	37,557			37,557
<b>Total Stock on Hand</b>	14,096			14,096	492			492	895						14,991			14,991
Total																		
<b>Total supermarket sales</b>	174,548			174,548	5,981			5,981	10,875	234			234	43	185,465			185,465
<b>Total non supermarket sales</b>	18,785		408	19,193	1,632		339	1,971	3,584						21,752		1,024	22,777
<b>Total exports</b>	925			925											925			925
<b>Total sales</b>	194,258		408	194,666	7,613		339	7,952	14,458	234			234	43	208,142		1,024	209,166
<b>Total Stock on Hand</b>	52,276		32	52,308	3,649		43	3,692	6,713						58,911		110	59,021





# Infocado weekly report: summary only

## Week 51-2019 (14 - 20 December 2019)



### Variety of dispatched avocados

Dispatch Data (Week 51 - begin 14/12/2019)				
Variety	Trays	Bulk	Proc	5.5Kg Eqv
	5.5Kg Eqv	10Kg	Kg	Total Trays
Hass	357,918	24,643	19,764	<b>406,316</b>
Lamb Hass	820	30		<b>875</b>
Reed	1,046	79		<b>1,190</b>
<b>Total</b>	<b>359,784</b>	<b>24,752</b>	<b>19,764</b>	<b>408,381</b>

### Week 51-2019 Contributors - Packhouses (THANK YOU!)

Costa Avocado (Consolidator)	Delroy Orchards (WA/NT)
Natures Fruit Company (Consolidator)	Golden Hill Avocados (WA/NT)
NZ Avocado Ltd (New Zealand)	Joe Bendotti & Co (WA/NT)
Barham Avocados (Tri State)	Mariners Rest (WA/NT)
Kingston Avocado (Tri State)	R & S Bames (WA/NT)
KV & JM Lehmann (Tri State)	West Aussie Avos (WA/NT)
Advance Packing & Marketing Services P/L (WA/NT)	Willow Creek (WA/NT)
Avonova (WA/NT)	CNSW: Less than 3 packhouse contributors

### Origin of dispatched avocados

Industry Dispatches By Origin Region and Count Size : 14th December - 20th December 2019 (Wk 51)													
Origin Region	5.5kg	5.5kg	5.5kg	5.5kg	5.5kg	5.5kg	5.5kg	5.5kg	5.5kg	Trays - Total	Bulk	Proc	5.5Kg Eqv Trays All
	<16	16	18	20	23	25	28	28+	5.5Kg Eqv	10Kg	Kg	Total	
Central NSW		117	215	891	840	632	677	322	<b>3,694</b>	515			<b>4,630</b>
New Zealand		7,346	13,280	28,536	24,864	32,494	16,386	18,366	<b>141,272</b>				<b>141,272</b>
Tri State	842	245	172	229	198	135	45		<b>1,866</b>	129			<b>2,101</b>
WA/NT	904	12,268	21,329	47,769	43,900	47,073	32,021	7,688	<b>212,952</b>	24,108	19,764		<b>260,378</b>
<b>Total</b>	<b>1,746</b>	<b>19,976</b>	<b>34,996</b>	<b>77,425</b>	<b>69,802</b>	<b>80,334</b>	<b>49,129</b>	<b>26,376</b>	<b>359,784</b>	<b>24,752</b>	<b>19,764</b>		<b>408,381</b>

### Destination of dispatched avocados

Industry Dispatches By Destination State and Count Size : 14th December - 20th December 2019 (Wk 51)													
Dest. State	5.5kg	5.5kg	5.5kg	5.5kg	5.5kg	5.5kg	5.5kg	5.5kg	5.5kg	Trays - Total	Bulk	Proc	5.5Kg Eqv
	<16	16	18	20	23	25	28	28+	5.5Kg Eqv	10Kg	Kg	Total	
EXP		13	245	80		180	480	1,934	<b>2,932</b>				<b>2,932</b>
NSW	18	3,165	8,416	16,742	17,415	24,874	8,701	5,571	<b>84,902</b>	10,894			<b>104,709</b>
QLD	160	5,062	9,439	20,643	18,550	22,688	13,995	11,363	<b>101,900</b>		19,764		<b>105,493</b>
SA / NT		95	110	4,055	2,242	6,416	6,223	102	<b>19,243</b>	987			<b>21,038</b>
VIC	916	7,787	12,007	24,807	19,558	15,171	3,918	2,755	<b>86,919</b>	4,838			<b>95,715</b>
WA	652	3,854	4,779	11,098	12,037	11,005	15,812	4,651	<b>63,888</b>	8,033			<b>78,493</b>
<b>Total</b>	<b>1,746</b>	<b>19,976</b>	<b>34,996</b>	<b>77,425</b>	<b>69,802</b>	<b>80,334</b>	<b>49,129</b>	<b>26,376</b>	<b>359,784</b>	<b>24,752</b>	<b>19,764</b>		<b>408,381</b>



# Infocado weekly report: summary only

## Week 52-2019 (21 - 27 December 2019)



### Variety of dispatched avocados

Dispatch Data (Week 52 - begin 21/12/2019)			
Variety	Trays	Bulk	5.5Kg Eqv
	5.5Kg Eqv	10Kg	Total Trays
Hass	219,532	13,034	243,230
<b>Total</b>	<b>219,532</b>	<b>13,034</b>	<b>243,230</b>

### Week 52-2019 Contributors - Packhouses (THANK YOU!)

Costa Avocado (Consolidator)	Golden Hill Avocados (WA/NT)
NZ Avocado Ltd (New Zealand)	Joe Bendotti & Co (WA/NT)
Advance Packing & Marketing Services P/L (WA/NT)	VP & EA Farrell (WA/NT)
Avonova (WA/NT)	West Aussie Avos (WA/NT)
Delroy Orchards (WA/NT)	

### Origin of dispatched avocados

Industry Dispatches By Origin Region and Count Size : 21st December - 27th December 2019 (Wk 52)												
Origin Region	5.5kg	5.5kg	5.5kg	5.5kg	5.5kg	5.5kg	5.5kg	5.5kg	5.5kg	Trays - Total	Bulk	5.5Kg Eqv Trays All
	<16	16	18	20	23	25	28	28+	5.5Kg Eqv	10Kg	Total	
Central NSW				44	158	158	417	382	1,159		1,159	
New Zealand		6,805	12,301	26,435	23,032	30,100	15,180	17,013	130,866		130,866	
WA/NT	727	3,540	7,608	19,496	18,333	17,742	16,022	4,039	87,507	13,034	111,205	
<b>Total</b>	<b>727</b>	<b>10,345</b>	<b>19,909</b>	<b>45,975</b>	<b>41,523</b>	<b>48,000</b>	<b>31,619</b>	<b>21,434</b>	<b>219,532</b>	<b>13,034</b>	<b>243,230</b>	

### Destination of dispatched avocados

Industry Dispatches By Destination State and Count Size : 21st December - 27th December 2019 (Wk 52)												
Dest. State	5.5kg	5.5kg	5.5kg	5.5kg	5.5kg	5.5kg	5.5kg	5.5kg	5.5kg	Trays - Total	Bulk	5.5Kg Eqv
	<16	16	18	20	23	25	28	28+	5.5Kg Eqv	10Kg	Total	
EXP		120	515				800	721	2,156	1,056	4,076	
NSW	1	3,652	8,241	15,580	14,718	21,040	8,414	8,695	80,341	4,400	88,341	
QLD	320	3,275	6,430	13,700	12,142	14,097	7,269	7,787	65,020	768	66,416	
SA / NT		2	30	160	290	960	153		1,595	107	1,790	
VIC	33	517	1,061	8,173	7,198	6,882	4,030	1,607	29,501	2,080	33,283	
WA	373	2,779	3,632	8,362	7,175	5,021	10,953	2,624	40,919	4,623	49,324	
<b>Total</b>	<b>727</b>	<b>10,345</b>	<b>19,909</b>	<b>45,975</b>	<b>41,523</b>	<b>48,000</b>	<b>31,619</b>	<b>21,434</b>	<b>219,532</b>	<b>13,034</b>	<b>243,230</b>	