



Quarterly Infocado Report

Crop Forecast - April 2020

Avocados Australia releases four quarterly Infocado crop forecast reports per year, in the months January, April, July and October.



Australian Avocados Forecast Apr 19 to Mar 20 (5.5 kg eqv trays) - from quarterly report April 19

	Apr 19	May 19	Jun 19	Jul 19	Aug 19	Sep 19	Oct 19	Nov 19	Dec 19	Jan 20	Feb 20	Mar 20	Total
Hass	527,605	1,719,805	1,669,558	1,272,141	1,162,957	676,574	1,322,920	1,319,947	1,085,647	1,154,748	686,408	320,233	12,918,543
Shepard	1,036,650	31,455	0	0	0	0	0	0	0	11,934	436,312	1,199,656	2,716,007
Other	16,790	239,914	218,128	47,992	68,993	23,811	9,445	20,015	36,638	66,473	38,255	34,329	820,783
Total	1,581,045	1,991,174	1,887,686	1,320,133	1,231,950	700,385	1,332,365	1,339,962	1,122,285	1,233,155	1,160,975	1,554,218	16,455,333

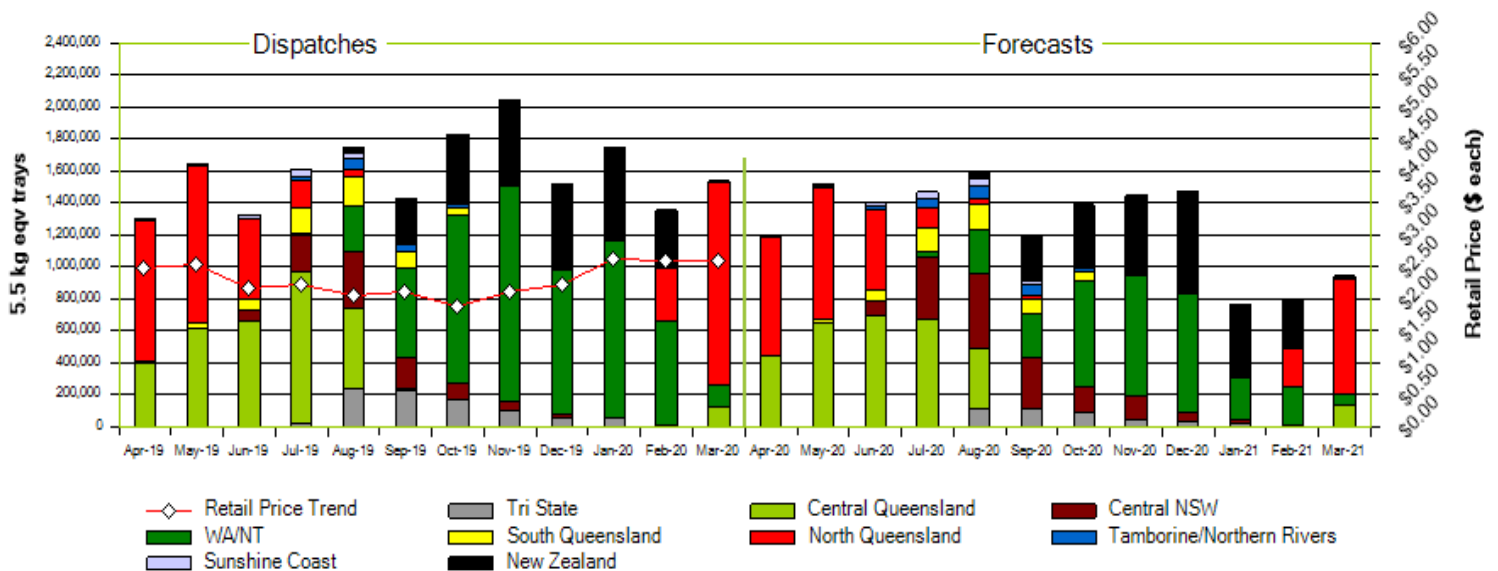
Australian Avocados Dispatches Apr 19 to Mar 20 (5.5 kg eqv trays)

	Apr 19	May 19	Jun 19	Jul 19	Aug 19	Sep 19	Oct 19	Nov 19	Dec 19	Jan 20	Feb 20	Mar 20	Total
Hass	605,978	1,554,110	1,313,268	1,601,252	1,698,706	1,145,466	1,371,803	1,421,105	927,440	1,122,135	653,572	169,738	13,584,573
Shepard	682,606	44,261	185	0	0	0	0	0	0	0	329,425	1,313,504	2,369,981
Other	13,528	46,754	15,973	9,330	15,214	9,195	26,274	102,976	63,421	43,429	11,876	46,707	404,677
Total	1,302,112	1,645,125	1,329,426	1,610,582	1,713,920	1,154,661	1,398,077	1,524,081	990,861	1,165,564	994,873	1,529,949	16,359,231

Australian Avocados Forecast Apr 20 to Mar 21 (5.5 kg eqv trays)

	Apr 20	May 20	Jun 20	Jul 20	Aug 20	Sep 20	Oct 20	Nov 20	Dec 20	Jan 21	Feb 21	Mar 21	Total
Hass	440,616	1,393,216	1,370,748	1,454,931	1,506,484	898,930	989,673	957,656	780,689	289,536	246,695	74,016	10,403,190
Shepard	755,681	90,420	0	0	0	0	0	0	0	0	197,619	837,912	1,881,632
Other	3,313	33,591	29,150	16,116	45,645	9,781	17,533	4,405	57,463	33,239	49,982	20,685	320,903
Total	1,199,610	1,517,227	1,399,898	1,471,047	1,552,129	908,711	1,007,206	962,061	838,152	322,775	494,296	932,613	12,605,725

Australian & New Zealand Avocados : Apr 19 to Mar 20 Dispatch / Apr 20 to Mar 21 Forecast



Apr 19 to Mar 20 Dispatches & Apr 20 to Mar 21 Avocado Production Estimates 5.5kg eqv trays

Region	Apr19 to Mar20	Apr20 to Mar21
North Queensland	4,176,021	3,214,367
Central Queensland	3,251,218	2,967,281
Sunshine Coast	160,702	178,794
Southern Queensland	601,507	555,299
Tamborine/Northern Rivers	183,514	273,145
Central NSW	1,060,001	1,655,661
Tri State	880,790	436,301
WA	6,045,478	3,324,877
New Zealand	2,731,629	2,582,297
Total	19,090,860	15,188,022

Comments

Australian avocado supply for January, February, & March (Q1) of 2020 was 1.55% lower than the forecast for the same period published back in January, with 4,635,790 5.5Kg trays dispatched compared with 4,709,015 5.5 kg trays forecast for the three months. When compared with the same period last year, supply increased by 13.75%.

The revised forecast for the subsequent quarter (Q2) of April, May, & June is expected to be 4,116,735 5.5 Kg trays, a decrease of 3.75% compared with the same period last year. This decrease is largely due to reductions in forecasts for North & Central Queensland which account for 50% & 43% of total forecasted volume for that period respectively. Reasoning for the decreased production out of these areas is suspected to be a result of adverse weather conditions affecting fruit set in these regions and the implications COVID-19 is having on markets.

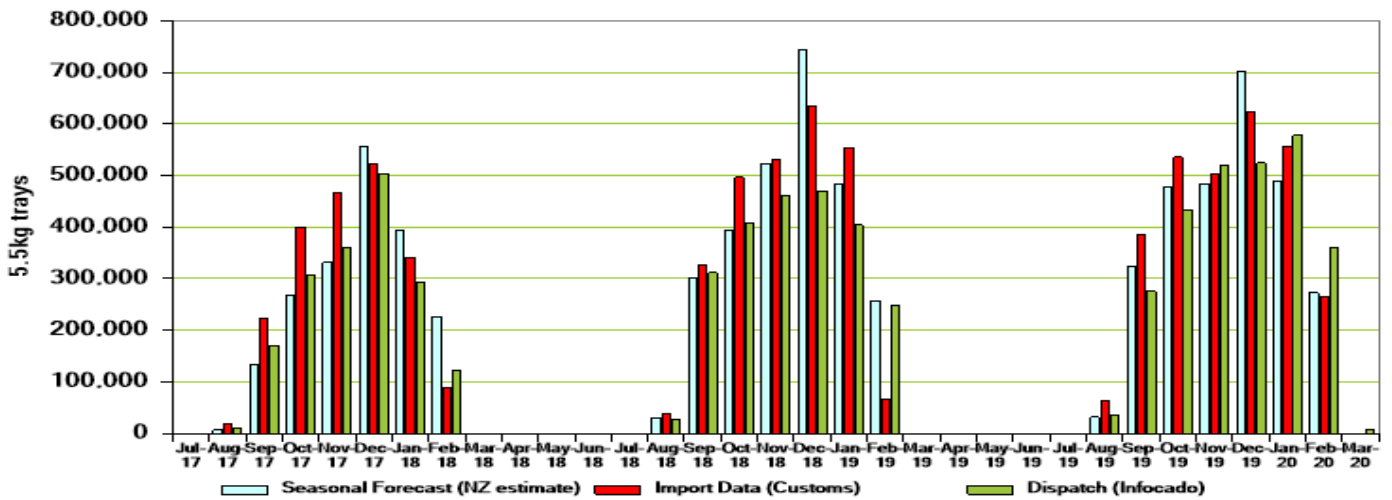
The total volume for the 12 months between April 2020 and March 2021 is expected to decrease by 3,753,506 trays (-23 %) for Australian fruit and 149,332 trays (-5%) for New Zealand fruit. Western Australia and Tri State account for the largest part of this reduction, as both regions have nearly halved their forecasts, in comparison with volumes dispatched in the past 12 months. This is predominately due to adverse weather conditions experienced during spring and summer of 2019.

While 6 regions out of 9 (incl. New Zealand) are expecting an output decline for the next 12 months, Central NSW, Tamborine/Northern Rivers and the Sunshine Coast have reported significant estimation increases of 56%, 49%, and 11% respectively. Despite some adjustments that have taken place, this is consistent with what we have seen reported in January's quarterly Infocado.

Report notes:

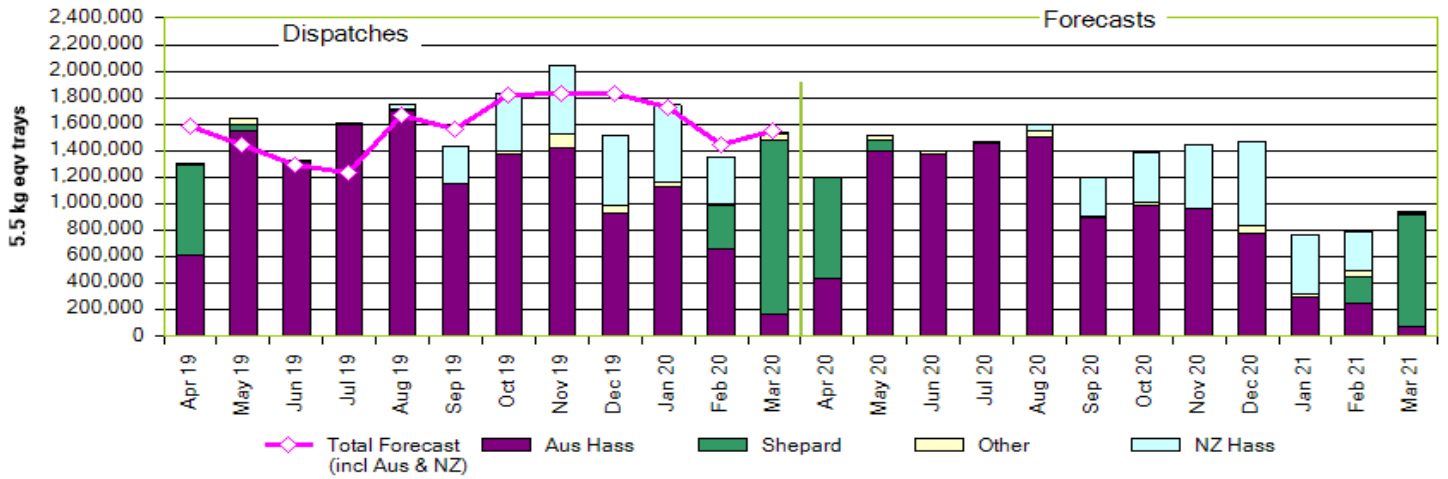
The Quarterly Infocado report is compiled using data collected through the Infocado system from an estimated 85+ % of industry packhouses, consolidators and wholesalers. This report incorporates an allowance (by region) for the data which is not contributed directly to the Infocado system. It is thus, not possible to extrapolate the figures from Weekly Infocado reports (which use unadjusted data) to those in Quarterly Infocado reports. This report is provided initially to Infocado contributors only. Until public release, the report is confidential

New Zealand Avocados - Dispatch and Forecast



Note: Source of import data is ABS and/or NZ Infoshare (NZ govt customs data) depending on availability.

Apr 19 to Mar 20 Dispatches & Apr 20 to Mar 21 Forecasts Avocados by Variety



Note: NZ dispatch figures in the above graph are from Infocado, the total forecast line (pink) indicates the most up to date forecasts.

Seasonal forecast contributors

Central NSW

Avorama Pty Ltd
Costa Avocado/Coastal Avocados
Midcoast Avocados

Central Qld

Costa Avocado/SuperPak
Donovan Family Investment Trust
Lava Valley Produce
Natures Fruit Company
RG Pegg
Simpson Farms Pty Ltd
Sunny Bluff Produce Pty Ltd
Sunnyspot Packhouse Pty Ltd

New Zealand

NZ Avocado Ltd

North Qld

Aussie Orchards Growers & Packers
Avocados with Altitude
AvoNorth
Battistin Orchards Pty Ltd

Bellview Orchards Pty Ltd

Cobra Hill Orchards
Costa Avocado/Avocado Estates
Green Skin Avocados
Gunnado Farming Pty Ltd
Kureen Farming
Natures Fruit Company
Paradise Orchards
Primo Produce Pty Ltd
Rockridge Farming Pty Ltd
Rocky Creek Orchards Pty Ltd
Tinaroo Falls Avocado Trust

South Qld

Balmoral Orchard
Googa Farms
Green Nugget Orchards
Natures Fruit Company
Sunnyspot Packhouse Pty Ltd
Touchwood Farming
Wodonga Park Fruit and Nuts

Sunshine Coast

Natures Fruit Company
NJ & JK Donovan
Sunnyspot Packhouse Pty Ltd
Tamborine/Northern Rivers
Jirel Holdings
Merrinee Farm
Natures Fruit Company
Summerland Farm
WJ Row
Zhong Sheng Pty Ltd

Tri State

Barham Avocados
Chinoola Orchards
Golden Hill Packing Pty Ltd
J.G. Loffler
Kingston Avocado
KV & JM Lehmann
Mildura Fruit Company
Natures Fruit Company

WA/NT

Advance Packing & Marketing Services P/L
Applewood Orchard
Avonova
Avowest
Costa Avocado
Delroy Orchards
Golden Hill Avocados
Joe Bendotti & Co
Mariners Rest
Natures Fruit Company
R & S Bamess
The Avocado Grove
VP & EA Farrell
West Aussie Avos
Willow Creek

Infocado information is available at www.avocado.org.au/our-programs/supply-chain-data/infocado/ or contact us at infocado@avocado.org.au

This report has been funded by Hort Innovation, using the avocado research and development levy and contributions from the Australian Government. Hort Innovation is the grower-owned, not-for-profit research and development corporation for Australian horticulture.