



Quarterly Infocado Report

Crop Forecast - July 2020

Avocados Australia releases four quarterly Infocado crop forecast reports per year, in the months January, April, July and October.



Australian Avocados Forecast Jul 19 to Jun 20 (5.5 kg eqv trays) - from quarterly report July 19

	Jul 19	Aug 19	Sep 19	Oct 19	Nov 19	Dec 19	Jan 20	Feb 20	Mar 20	Apr 20	May 20	Jun 20	12 Mth Total
Hass	1,272,141	1,162,957	676,574	1,322,920	1,319,947	1,085,647	1,154,748	686,408	320,233	440,616	1,393,216	1,370,748	12,206,155
Shepard	0	0	0	0	0	0	11,934	436,312	1,199,656	755,681	90,420	0	2,494,003
Other	47,992	68,993	23,811	9,445	20,015	36,638	66,473	38,255	34,329	3,313	33,591	29,150	412,005
Total	1,320,133	1,231,950	700,385	1,332,365	1,339,962	1,122,285	1,233,155	1,160,975	1,554,218	1,199,610	1,517,227	1,399,898	15,112,163

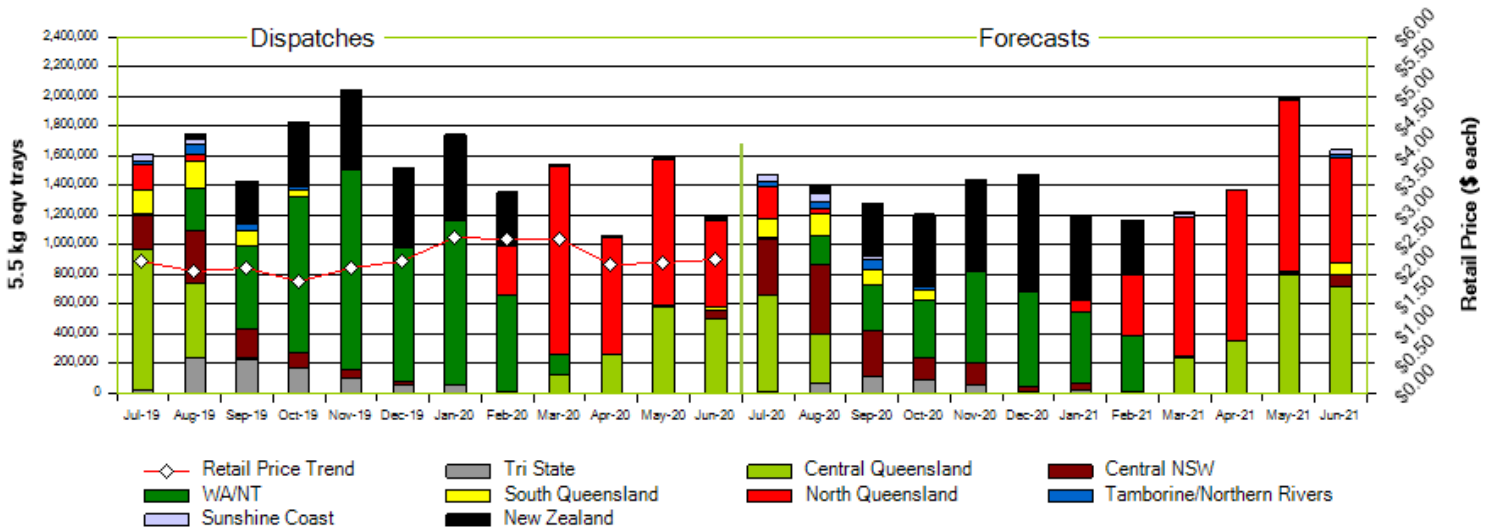
Australian Avocados Dispatches Jul 19 to Jun 20 (5.5 kg eqv trays)

	Jul 19	Aug 19	Sep 19	Oct 19	Nov 19	Dec 19	Jan 20	Feb 20	Mar 20	Apr 20	May 20	Jun 20	12 Mth Total
Hass	1,601,252	1,698,706	1,145,466	1,371,803	1,421,105	927,440	1,122,135	653,572	169,738	167,069	1,329,555	1,122,337	12,730,178
Shepard	0	0	0	0	0	0	0	329,425	1,313,504	874,563	165,367	21,732	2,704,591
Other	9,330	15,214	9,195	26,274	102,976	63,421	43,429	11,876	46,707	16,960	90,171	47,155	482,708
Total	1,610,582	1,713,920	1,154,661	1,398,077	1,524,081	990,861	1,165,564	994,873	1,529,949	1,058,592	1,585,093	1,191,224	15,917,477

Australian Avocados Forecast Jul 20 to Jun 21 (5.5 kg eqv trays)

	Jul 20	Aug 20	Sep 20	Oct 20	Nov 20	Dec 20	Jan 21	Feb 21	Mar 21	Apr 21	May 21	Jun 21	12 Mth Total
Hass	1,452,576	1,300,216	903,120	727,695	818,968	669,559	499,082	383,295	45,526	634,194	1,818,636	1,518,904	10,771,771
Shepard	0	0	0	0	0	0	80,213	413,222	1,157,003	707,315	0	0	2,357,753
Other	20,572	43,381	19,203	4,518	13,338	13,313	50,446	3,196	2,948	26,738	167,827	124,860	490,340
Total	1,473,148	1,343,597	922,323	732,213	832,306	682,872	629,741	799,713	1,205,477	1,368,247	1,986,463	1,643,764	13,619,864

Australian & New Zealand Avocados : Jul 19 to Jun 20 Dispatch / Jul 20 to Jun 21 Forecast



Jul 19 to Jun 20 Dispatches & Jul 20 to Jun 21 Avocado Production Estimates 5.5kg eqv trays

Region	Jul19 to Jun20	Jul20 to Jun21
North Queensland	4,164,028	4,546,237
Central Queensland	2,918,048	3,092,108
Sunshine Coast	141,456	203,640
Southern Queensland	532,466	552,178
Tamborine/Northern Rivers	194,674	210,411
Central NSW	1,045,058	1,635,849
Tri State	878,224	378,636
WA	6,043,523	3,000,805
New Zealand	2,731,629	3,230,548
Total	18,649,106	16,850,412

Comments

Australian avocado supply for April, May, & June (Q2) of 2020 was 7% lower than the forecast for the same period published back in April, with 3,834,909 5.5Kg trays dispatched compared with 4,116,735 5.5 kg trays forecast for the three months. When compared with the same period last year, supply decreased by 10%.

The revised forecast for the subsequent quarter (Q3) of July, August, & September is expected to be 4,155,529 5.5 Kg trays, a decrease of 13% compared with the same period last year. This decrease is largely due to Central QLD's recently updated forecast. Central QLD accounts for 24 % of total forecasted volume for the 3-month period.

Compared with last year, the total volume for the 12 months between July'20 and June'21 is expected to decrease by 2,297,613 trays (14%) for Australian fruit and increase by 498,919 trays (18%) for New Zealand fruit, for a combined expected decline of 1,798,694 trays (10%).

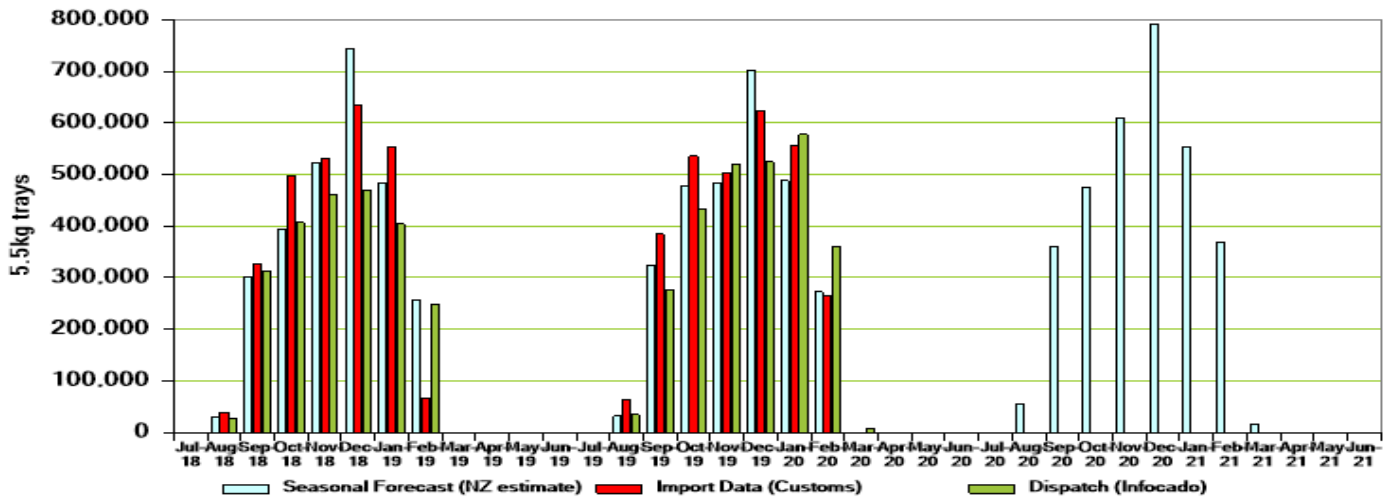
WA & Tri State account for the largest part of this reduction, as they have reported estimated decreases of 50%, and 57% respectively, in comparison with volumes dispatched in the past 12 months. Unfavourable weather conditions at flowering in southern WA resulted in a poor fruit set and further reductions were due to periods of hot conditions late last year and some strong winds earlier this year. Tri State had a poor flowering last year resulting in a lighter crop.

However, Central NSW is expecting to harvest 1,635,849 trays, 57% more than their previous season.

Report notes:

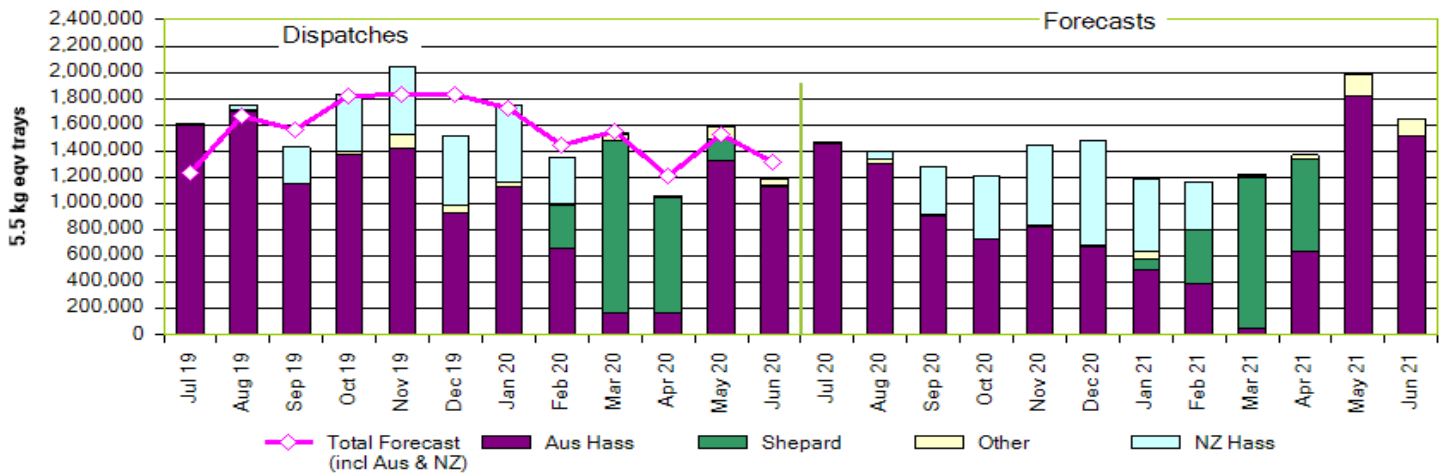
The Quarterly Infocado report is compiled using data collected through the Infocado system from an estimated 85+ % of industry packhouses, consolidators and wholesalers. This report incorporates an allowance (by region) for the data which is not contributed directly to the Infocado system. It is thus, not possible to extrapolate the figures from Weekly Infocado reports (which use unadjusted data) to those in Quarterly Infocado reports. This report is provided initially to Infocado contributors only. Until public release, the report is confidential

New Zealand Avocados - Dispatch and Forecast



Note: Source of import data is ABS and/or NZ Infoshare (NZ govt customs data) depending on availability.

Jul 19 to Jun 20 Dispatches & Jul 20 to Jun 21 Forecasts Avocados by Variety



Note: NZ dispatch figures in the above graph are from Infocado, the total forecast line (pink) indicates the most up to date forecasts.

Seasonal forecast contributors

Central NSW

Avorama Pty Ltd
Costa Avocado/Coastal Avocados
Midcoast Avocados

Central Qld

Costa Avocado/SuperPak
Donovan Family Investment Trust
Lava Valley Produce
Natures Fruit Company
RG Pegg
Simpson Farms Pty Ltd
Sunny Bluff Produce Pty Ltd
Sunnyspot Packhouse Pty Ltd

New Zealand

NZ Avocado Ltd

North Qld

Aussie Orchards Growers & Packers
Avocados with Altitude
AvoNorth
Battistin Orchards Pty Ltd

Bellview Orchards Pty Ltd

Cobra Hill Orchards
Costa Avocado/Avocado Estates
Green Skin Avocados
Gunnado Farming Pty Ltd
Kureen Farming
Manbulloo Ltd
Natures Fruit Company
Paradise Orchards
Primo Produce Pty Ltd
Rock Ridge Farming Pty Ltd
Rocky Creek Orchards Pty Ltd
Tinaroo Falls Avocado Trust

South Qld

Balmoral Orchard
Googa Farms
Green Nugget Orchards
Natures Fruit Company
Sunnyspot Packhouse Pty Ltd
Touchwood Farming

Wodonga Park Fruit and Nuts

Sunshine Coast

Natures Fruit Company
NJ & JK Donovan
Sunnyspot Packhouse Pty Ltd
Tamborine/Northern Rivers
Aussie Orchards Growers & Packers
Jirel Holdings
Merrinee Farm
Natures Fruit Company
Summerland Farm
T W Silver
WJ Row

Tri State

Zhong Sheng Pty Ltd
Barham Avocados
Chinoola Orchards
Cutri Fruit
Golden Hill Packing Pty Ltd
J.G. Loffler

Kingston Avocado

KV & JM Lehmann
Mildura Fruit Company
Natures Fruit Company
Sunvale Produce Pty Ltd

WA/NT

Advance Packing & Marketing Services P/L
Applewood Orchard
Avonova
Avowest
Delroy Orchards
Golden Hill Avocados
Joe Bendotti & Co
Mariners Rest
Natures Fruit Company
R & S Bamess
The Avocado Grove
VP & EA Farrell
West Aussie Avos
Willow Creek

Infocado information is available at www.avocado.org.au/our-programs/supply-chain-data/infocado/ or contact us at infocado@avocado.org.au

This report has been funded by Hort Innovation, using the avocado research and development levy and contributions from the Australian Government. Hort Innovation is the grower-owned, not-for-profit research and development corporation for Australian horticulture.