



Quarterly Infocado Report

Crop Forecast - October 2020

Avocados Australia releases four quarterly Infocado crop forecast reports per year, in the months January, April, July and October.



Australian Avocados Forecast Oct 19 to Sep 20 (5.5 kg eqv trays)

	Oct 19	Nov 19	Dec 19	Jan 20	Feb 20	Mar 20	Apr 20	May 20	Jun 20	Jul 20	Aug 20	Sep 20	12 Mth Total
Hass	1,322,920	1,319,947	1,085,647	1,154,748	686,408	320,233	440,616	1,393,216	1,370,748	1,452,576	1,300,216	903,120	12,750,395
Shepard	0	0	0	11,934	436,312	1,199,656	755,681	90,420	0	0	0	0	2,494,003
Other	9,445	20,015	36,638	66,473	38,255	34,329	3,313	33,591	29,150	20,572	43,381	19,203	354,365
Total	1,332,365	1,339,962	1,122,285	1,233,155	1,160,975	1,554,218	1,199,610	1,517,227	1,399,898	1,473,148	1,343,597	922,323	15,598,763

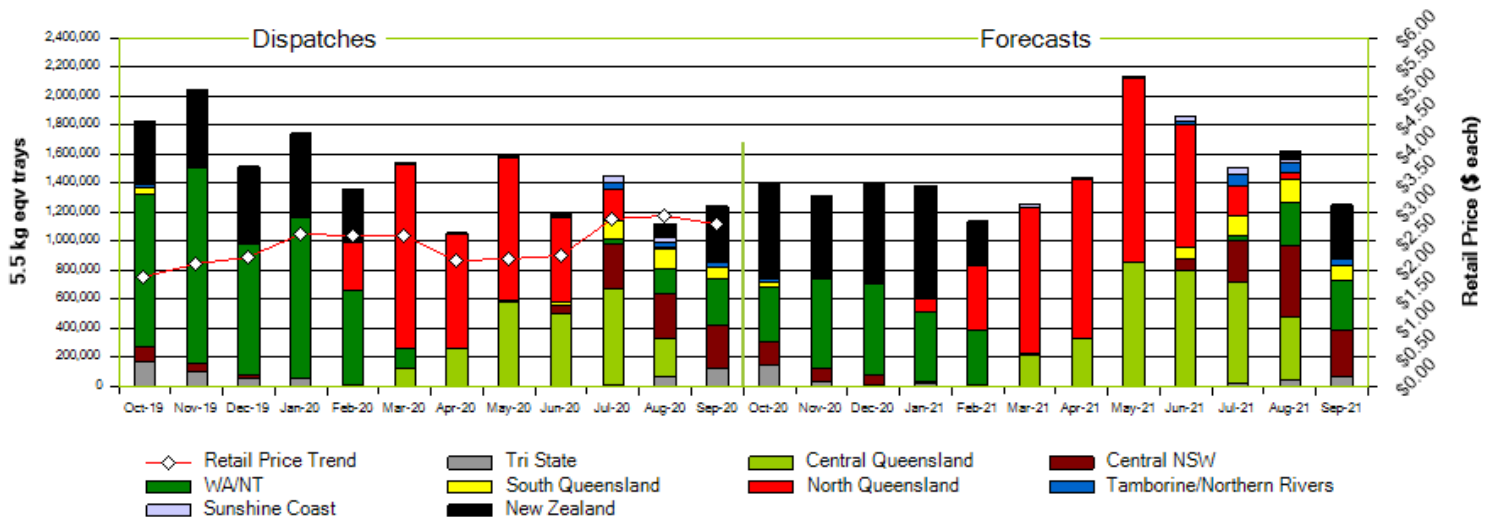
Australian Avocados Dispatches Oct 19 to Sep 20 (5.5 kg eqv trays)

	Oct 19	Nov 19	Dec 19	Jan 20	Feb 20	Mar 20	Apr 20	May 20	Jun 20	Jul 20	Aug 20	Sep 20	12 Mth Total
Hass	1,371,803	1,421,105	927,440	1,122,135	653,572	169,738	167,069	1,329,555	1,122,337	1,430,585	1,001,302	853,017	11,569,658
Shepard	0	0	0	0	329,425	1,313,504	874,563	165,367	21,732	8,608	0	0	2,713,199
Other	26,274	102,976	63,421	43,429	11,876	46,707	16,960	90,171	47,155	11,967	26,653	11,482	499,071
Total	1,398,077	1,524,081	990,861	1,165,564	994,873	1,529,949	1,058,592	1,585,093	1,191,224	1,451,160	1,027,955	864,499	14,781,928

Australian Avocados Forecast Oct 20 to Sep 21 (5.5 kg eqv trays)

	Oct 20	Nov 20	Dec 20	Jan 21	Feb 21	Mar 21	Apr 21	May 21	Jun 21	Jul 21	Aug 21	Sep 21	12 Mth Total
Hass	734,708	726,724	654,399	497,492	383,372	69,670	679,518	1,902,708	1,664,742	1,422,547	1,527,969	857,857	11,121,706
Shepard	0	0	0	87,912	446,103	1,181,741	722,980	54,670	57,126	39,000	5,339	0	2,594,871
Other	10,361	15,636	52,652	19,727	3,075	1,748	32,644	183,879	138,712	40,373	27,179	18,703	544,689
Total	745,069	742,360	707,051	605,131	832,550	1,253,159	1,435,142	2,141,257	1,860,580	1,501,920	1,560,487	876,560	14,261,266

Australian & New Zealand Avocados : Oct 19 to Sep 20 Dispatch / Oct 20 to Sep 21 Forecast



Oct 19 to Sep 20 Dispatches & Oct 20 to Sep 21 Avocado Production Estimates 5.5kg eqv trays

Region	Oct19 to Sep20	Oct20 to Sep21
North Queensland	4,174,294	4,988,171
Central Queensland	2,377,369	3,331,940
Sunshine Coast	128,475	127,649
Southern Queensland	447,336	518,577
Tamborine/Northern Rivers	180,851	259,357
Central NSW	1,174,489	1,502,910
Tri State	596,397	367,352
WA	5,702,717	3,165,310
New Zealand	2,893,052	3,419,762
Total	17,674,980	17,681,028

Comments

Australian avocado supply for July, August, & September (Q3) of 2020 was 11% lower than the forecast for the same period published back in July, with 3,343,614 5.5Kg trays dispatched compared with 3,739,068 5.5 kg trays forecast for the three months. When compared with the same period last year (4,506,933 trays), supply decreased by 26%.

The forecast for the subsequent quarter (Q4) of October, November, & December is expected to be 2,194,480 5.5 Kg trays, a decrease of 44% compared with the same period last year (3,913,019 trays). This decrease is largely due to substantially lower estimations by Western Australia & Tristate, that expect to see output decrease by -44%, and -38% respectively in comparison with volumes dispatched in the past 12 months.

As noted in July's Quarterly Infocado Report, unfavourable weather conditions at flowering in southern WA resulted in a poor fruit set and further reductions were due to periods of hot conditions late last year and some strong winds earlier this year. Tristate had a poor flowering last year resulting in a lighter crop.

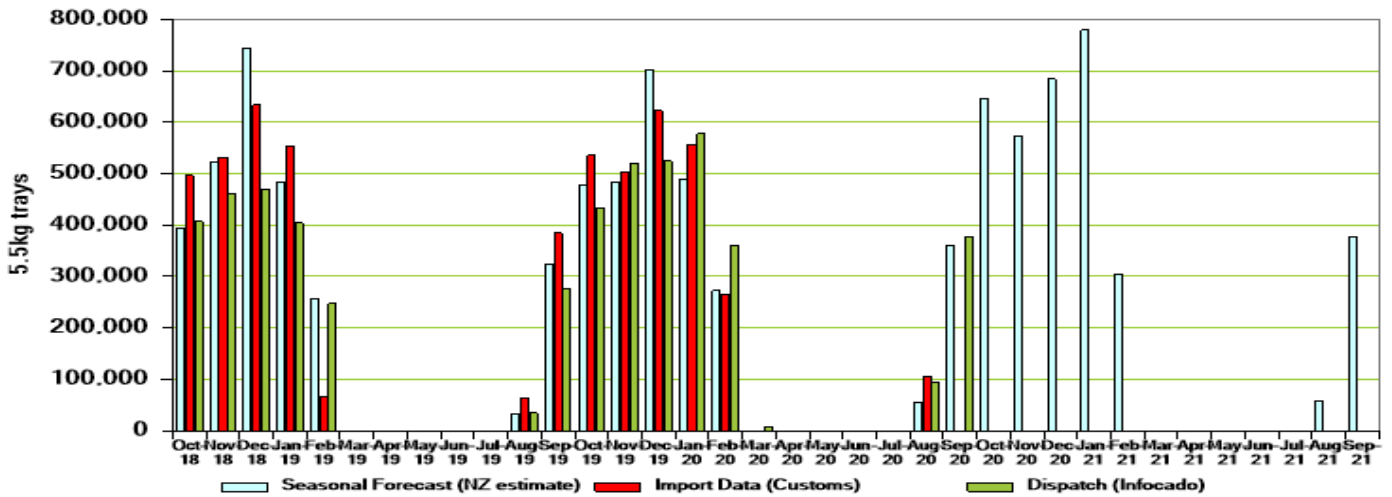
All other regions however, are currently estimating increases in output for the next 12 months when compared to the past year: Tamborine/Northern Rivers +43%, Central Queensland +40%, Central NSW +28%, North Queensland +19.5%, and South Queensland +16%. However, these estimates will be more reliable in the next report in January.

In total, the volume of fruit, for the 12 months between October'20 and September'21 is expected to decrease by 520,662 trays (-4%) for Australian fruit and increase by 526,710 trays (18%) for New Zealand fruit, for a combined expected decline of 6,048 trays (-0.03%) compared with the past year.

Report notes:

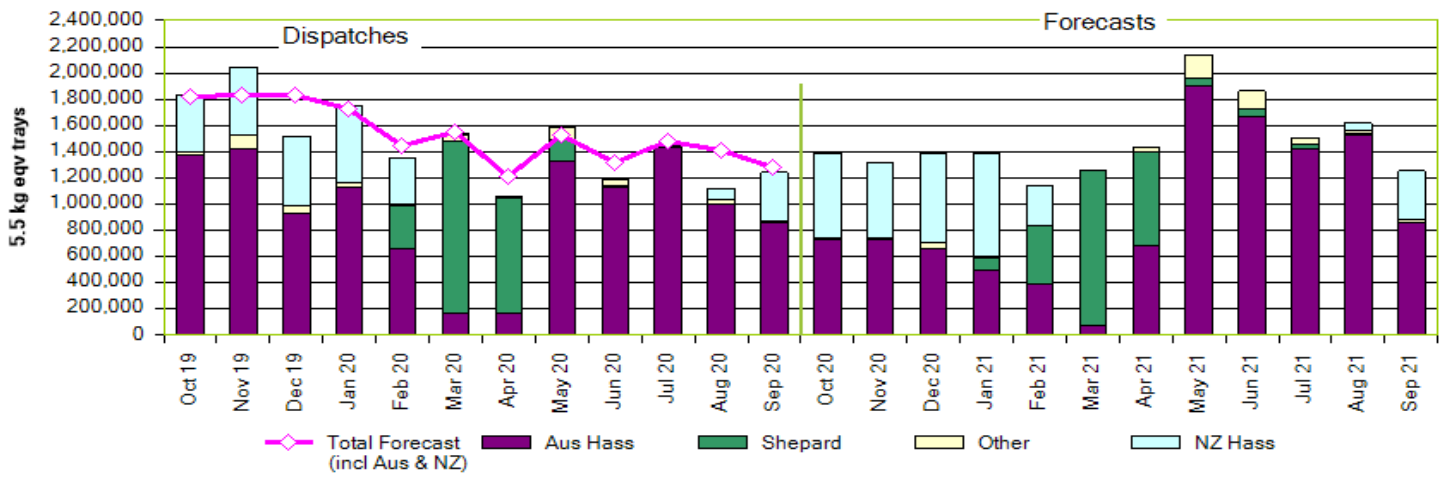
The Quarterly Infocado report is compiled using data collected through the Infocado system from an estimated 85+ % of industry packhouses, consolidators and wholesalers. This report incorporates an allowance (by region) for the data which is not contributed directly to the Infocado system. It is thus, not possible to extrapolate the figures from Weekly Infocado reports (which use unadjusted data) to those in Quarterly Infocado reports. This report is provided initially to Infocado contributors only. Until public release, the report is confidential

New Zealand Avocados - Dispatch and Forecast



Note: Source of import data is ABS and/or NZ Infoshare (NZ govt customs data) depending on availability.

Oct 19 to Sep 20 Dispatches & Oct 20 to Sep 21 Forecasts Avocados by Variety



Note: NZ dispatch figures in the above graph are from Infocado, the total forecast line (pink) indicates the most up to date forecasts.

Seasonal forecast contributors

Central NSW

Avorama Pty Ltd
Costa Avocado/Coastal Avocados
Midcoast Avocados

Central Qld

Costa Avocado/SuperPak
Donovan Family Investment Trust
Lava Valley Produce
Natures Fruit Company
RG Pegg
Simpson Farms Pty Ltd
Sunny Bluff Produce Pty Ltd
Sunnyspot Packhouse Pty Ltd

New Zealand

NZ Avocado Ltd

North Qld

Aussie Orchards Growers & Packers
Avocados with Altitude
AvoNorth
Battistin Orchards Pty Ltd

Bellview Orchards Pty Ltd

Cobra Hill Orchards
Costa Avocado/Avocado Estates
Green Skin Avocados
Gunnado Farming Pty Ltd
Kureen Farming
Manbulloo Ltd
Natures Fruit Company
Paradise Orchards
Primo Produce Pty Ltd
Rock Ridge Farming Pty Ltd
Rocky Creek Orchards Pty Ltd
Tinaroo Falls Avocado Trust

South Qld

Balmoral Orchard
Googa Farms
Green Nugget Orchards
Natures Fruit Company
Sunnyspot Packhouse Pty Ltd
Touchwood Farming

Wodonga Park Fruit and Nuts

Sunshine Coast

Natures Fruit Company
NJ & JK Donovan
Sunnyspot Packhouse Pty Ltd

Tamborine/Northern Rivers

Aussie Orchards Growers & Packers
Jirel Holdings
Merrinee Farm
Natures Fruit Company
Summerland Farm
T W Silver
WJ Row

Tri State

Barham Avocados
Chinoola Orchards
Cutri Fruit
Golden Hill Packing Pty Ltd
J.G. Loffler
Kingston Avocado

Mildura Fruit Company

Natures Fruit Company
Sunvale Produce Pty Ltd
TS & HT Lehmann
Vitor Marketing Pty Ltd

WA/NT

Advance Packing & Marketing Services P/L
Applewood Orchard
Avonova
Avowest
Delroy Orchards
Golden Hill Avocados
Joe Bendotti & Co
Mariners Rest
Natures Fruit Company
R & S Bames
The Avocado Grove
VP & EA Farrell
West Aussie Avos
Willow Creek

Infocado information is available at www.avocado.org.au/our-programs/supply-chain-data/infocado/ or contact us at infocado@avocado.org.au

This report has been funded by Hort Innovation, using the avocado research and development levy and contributions from the Australian Government. Hort Innovation is the grower-owned, not-for-profit research and development corporation for Australian horticulture.