



# Quarterly Infocado Report

## Crop Forecast - April 2021

Avocados Australia releases four quarterly Infocado crop forecast reports per year, in the months January, April, July and October.



### Australian Avocados Forecast April 20 to March 21 (5.5 kg eqv trays) - from quarterly report April 20

	Apr 20	May 20	Jun 20	Jul 20	Aug 20	Sep 20	Oct 20	Nov 20	Dec 20	Jan 21	Feb 21	Mar 21	Total
Hass	440,616	1,393,216	1,370,748	1,452,576	1,300,216	903,120	734,708	726,724	654,399	411,708	134,186	59,411	9,581,628
Shepard	755,681	90,420	0	0	0	0	0	0	0	33,376	643,755	1,478,371	3,001,603
Other	3,313	33,591	29,150	20,572	43,381	19,203	10,361	15,636	52,652	26,254	3,067	38,966	296,146
<b>Total</b>	<b>1,199,610</b>	<b>1,517,227</b>	<b>1,399,898</b>	<b>1,473,148</b>	<b>1,343,597</b>	<b>922,323</b>	<b>745,069</b>	<b>742,360</b>	<b>707,051</b>	<b>471,338</b>	<b>781,008</b>	<b>1,576,748</b>	<b>12,879,377</b>

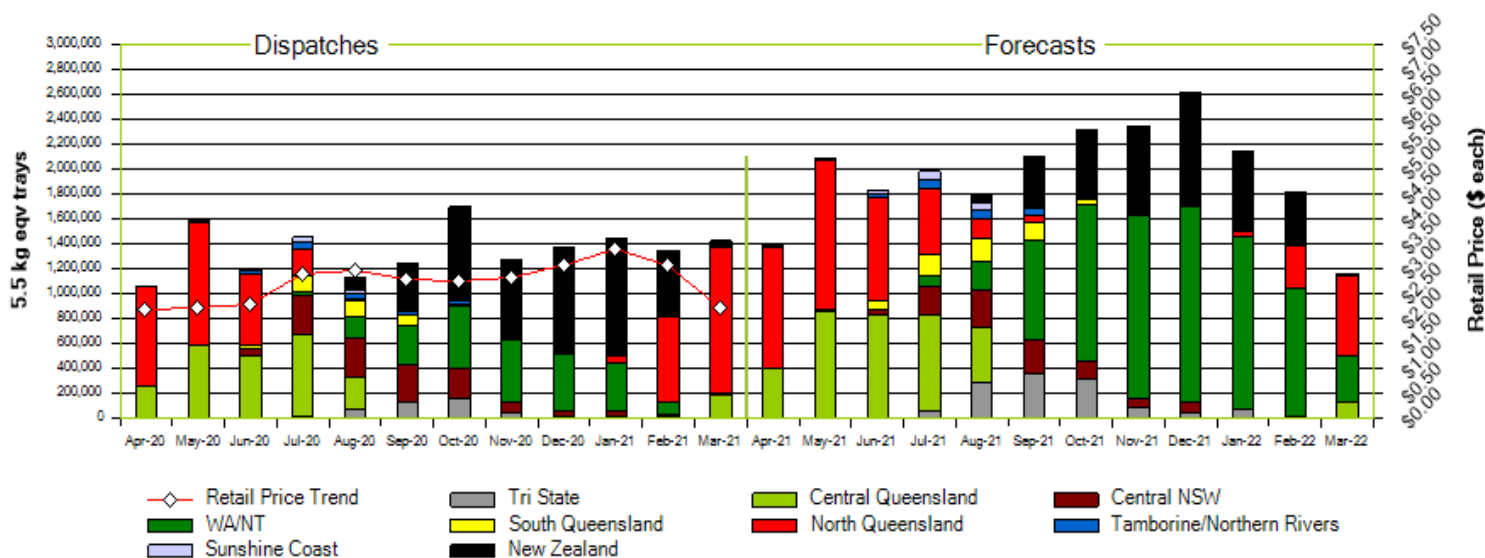
### Australian Avocados Dispatches April 20 to March 21 (5.5 kg eqv trays)

	Apr 20	May 20	Jun 20	Jul 20	Aug 20	Sep 20	Oct 20	Nov 20	Dec 20	Jan 21	Feb 21	Mar 21	Total
Hass	167,069	1,329,555	1,122,337	1,430,585	1,001,302	853,017	908,760	587,947	499,727	433,161	112,577	12,811	8,458,848
Shepard	874,563	165,367	21,732	8,608	0	0	0	0	0	56,330	674,239	1,284,792	3,085,631
Other	16,960	90,171	47,155	11,967	26,653	11,482	28,913	44,103	20,178	14,797	23,733	76,557	412,669
<b>Total</b>	<b>1,058,592</b>	<b>1,585,093</b>	<b>1,191,224</b>	<b>1,451,160</b>	<b>1,027,955</b>	<b>864,499</b>	<b>937,673</b>	<b>632,050</b>	<b>519,905</b>	<b>504,288</b>	<b>810,549</b>	<b>1,374,160</b>	<b>11,957,148</b>

### Australian Avocados Forecast April 21 to March 22 (5.5 kg eqv trays)

	Apr 21	May 21	Jun 21	Jul 21	Aug 21	Sep 21	Oct 21	Nov 21	Dec 21	Jan 22	Feb 22	Mar 22	Total
Hass	462,383	1,895,311	1,709,926	1,844,032	1,639,631	1,666,453	1,723,870	1,620,740	1,633,074	1,415,107	1,038,073	374,994	17,023,594
Shepard	896,154	30,742	0	0	0	0	0	0	0	35,254	341,794	759,401	2,063,345
Other	21,312	158,437	114,290	136,862	88,860	18,861	33,715	14,844	65,774	43,873	6,097	3,162	706,087
<b>Total</b>	<b>1,379,849</b>	<b>2,084,490</b>	<b>1,824,216</b>	<b>1,980,894</b>	<b>1,728,491</b>	<b>1,685,314</b>	<b>1,757,585</b>	<b>1,635,584</b>	<b>1,698,848</b>	<b>1,494,234</b>	<b>1,385,964</b>	<b>1,137,557</b>	<b>19,793,026</b>

### Australian & New Zealand Avocados : Apr 20 to Mar 21 Dispatch / Apr 21 to Mar 22 Forecast



Region	Apr20 to Mar21	Apr21 to Mar22
North Queensland	4,492,797	4,759,246
Central Queensland	2,457,672	3,406,814
Sunshine Coast	113,721	160,776
Southern Queensland	408,249	627,887
Tamborine/Northern Rivers	176,175	256,607
Central NSW	1,410,299	1,180,734
Tri State	435,100	1,206,539
WA	2,463,135	8,194,423
New Zealand	4,255,227	3,739,176
<b>Total</b>	<b>16,212,375</b>	<b>23,532,202</b>

Australian avocado supply for January, February, and March (Q1) of 2021 was 4% higher than the forecast for the same period published back in January, with 4,216,179 5.5Kg trays dispatched compared with 4,057,069 5.5 kg trays forecast for the three months. However, when compared with the same period last year, supply decreased by 9%. This supply decrease is primarily due to the reduced Hass supply during this period from WA and Tri-State as a result of adverse weather conditions as previously reported.

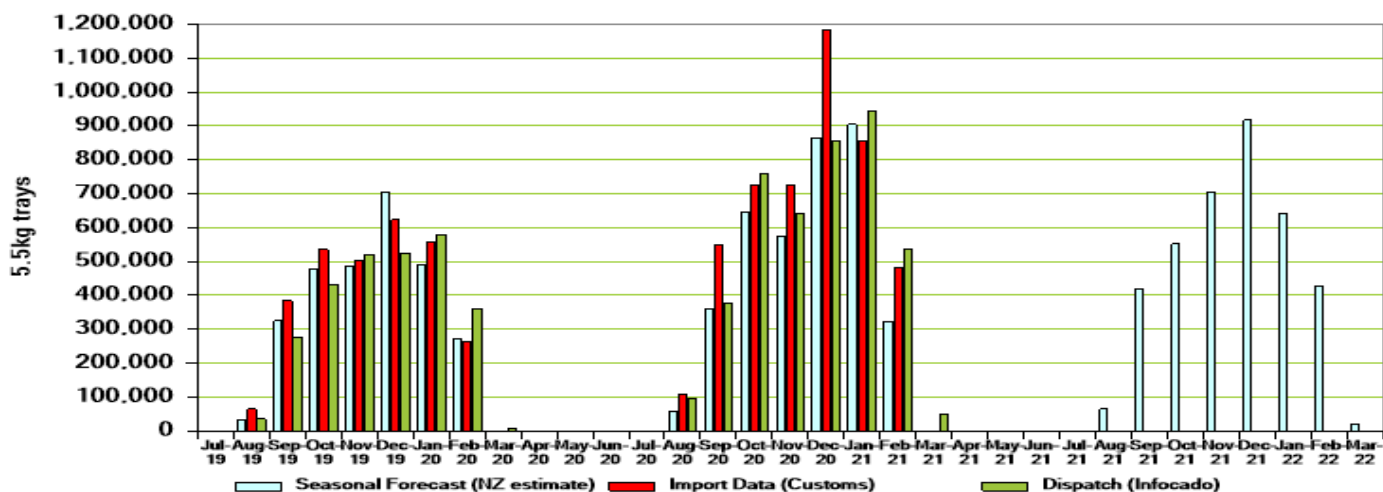
The revised forecast for the subsequent quarter (Q2) of April, May, and June is expected to be 5,288,555 5.5Kg trays, an increase of 38% compared with the same period last year. This increase is largely attributed to Central and North Queensland which account for 39% and 57% of total forecasted volume for that period, respectively.

The total volume for the 12 months between April 2021 and March 2022 is expected to increase by 7,835,878 trays (66%) for Australian fruit. New Zealand's forecast is still subject to revision, as more precise estimations are provided closer to the start of their season. For the moment it is assumed and expected that supply to the Australian market this coming season, will be similar to last one.

While most regions are expecting significant output increases for next 12 months, the large forecast jump can be notably attributed to Western Australia and Tristate. These regions are anticipating volume increases of 233% and 177% respectively, in comparison with volumes dispatched in the past 12 months.

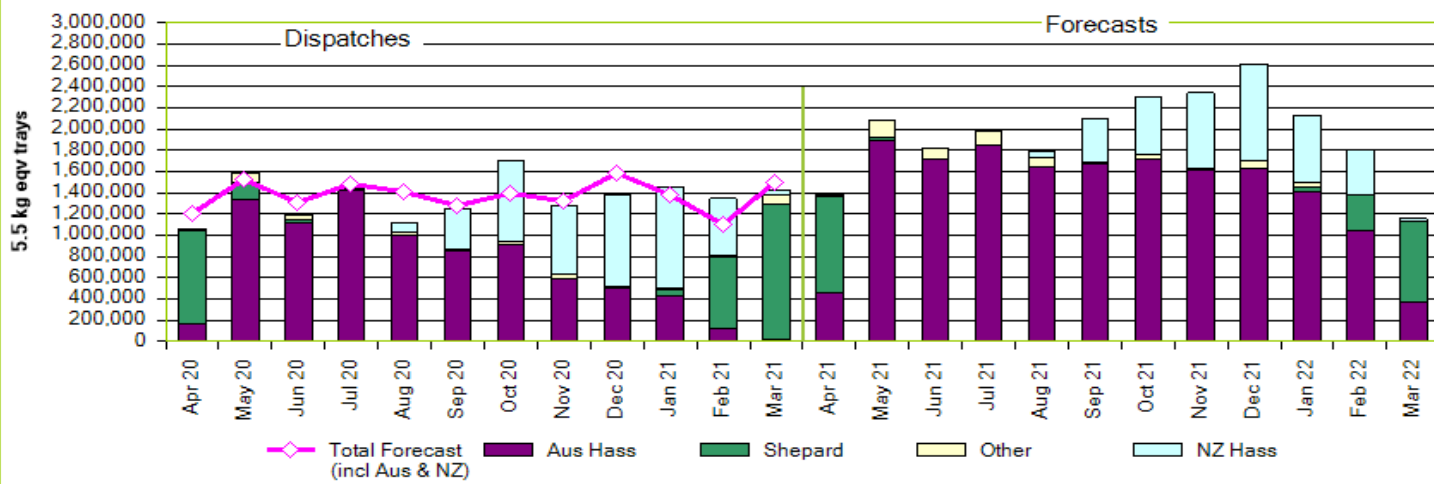
Report notes:  
The Quarterly Infocado report is compiled using data collected through the Infocado system from an estimated 85+ % of industry packhouses, consolidators and wholesalers. This report incorporates an allowance (by region) for the data which is not contributed directly to the Infocado system. It is thus, not possible to extrapolate the figures from Weekly Infocado reports (which use unadjusted data) to those in Quarterly Infocado reports. This report is provided initially to Infocado contributors only. Until public release, the report is confidential

### New Zealand Avocados - Dispatch and Forecast



Note: Source of import data is ABS and/or NZ Infoshare (NZ govt customs data) depending on availability.

### Apr 20 to Mar 21 Dispatches & Apr 21 to Mar 22 Forecasts Avocados by Variety



Note: NZ dispatch figures in the above graph are from Infocado, the total forecast line (pink) indicates the most up to date forecasts.

### Seasonal forecast contributors

<b>Central NSW</b>	Bellview Orchard Pty Ltd	Wodonga Park Fruit and Nuts	Kingston Avocado
Avorama Pty Ltd	Cobra Hill Orchards	<b>Sunshine Coast</b>	Marrbiz Pty Ltd
Costa Avocado/Coastal Avocados	Costa Avocado/Avocado Estates	Natures Fruit Company	Mildura Fruit Company
Midcoast Avocados	Green Skin Avocados	NJ & JK Donovan	Vitor Marketing Pty Ltd
<b>Central Qld</b>	Gunnado Farming Pty Ltd	Sunnyspot Packhouse Pty Ltd	<b>WA/NT</b>
Costa Avocado/SuperPak	Kureen Farming	<b>Tamborine/Northern Rivers</b>	Advance Packing & Marketing Services P/L
Donovan Family Investment Trust	Manbulloo Ltd	Aussie Orchards Growers & Packers	Avonova
Lava Valley Produce	Natures Fruit Company	Jirel Holdings	Avowest
Natures Fruit Company	Paradise Orchards	Merrinee Farm	Delroy Orchards
RG Pegg	Primo Produce Pty Ltd	Natures Fruit Company	Golden Hill Avocados
Simpson Farms Pty Ltd	Rock Ridge Farming Pty Ltd	Summerland Farm	Joe Bendotti & Co
Sunny Bluff Produce Pty Ltd	Rocky Creek Orchards Pty Ltd	T W Silver	Mariners Rest
Sunnyspot Packhouse Pty Ltd	Tinaroo Falls Avocado Trust	WJ Row	Natures Fruit Company
New Zealand	<b>South Qld</b>	Tri State	R & S Bamess
NZ Avocado Ltd	Balmoral Orchard	60 Foot Orchards Pty Ltd	The Avocado Grove
<b>North Qld</b>	Googa Farms	Barham Avocados	VP & EA Farrell
Aussie Orchards Growers & Packers	Green Nugget Orchards	Churinga Orchards	West Aussie Avos
Avocados with Altitude	Natures Fruit Company	Cutri Fruit	Willow Creek
AvoNorth	Sunnyspot Packhouse Pty Ltd	Golden Hill Packing Pty Ltd	
Battistin Orchards Pty Ltd	Touchwood Farming	J.G. Loffler	

Infocado information is available at [www.avocado.org.au/our-programs/supply-chain-data/infocado/](http://www.avocado.org.au/our-programs/supply-chain-data/infocado/) or contact us at [infocado@avocado.org.au](mailto:infocado@avocado.org.au)

This report has been funded by Hort Innovation, using the avocado research and development levy and contributions from the Australian Government. Hort Innovation is the grower-owned, not-for-profit research and development corporation for Australian horticulture.