



Quarterly Infocado Report

Crop Forecast - January 2021

Avocados Australia releases four quarterly Infocado crop forecast reports per year, in the months January, April, July and October.



Australian Avocados Forecast Jan 20 to Dec 20 (5.5 kg eqv trays) - from quarterly report January 20

	Jan 20	Feb 20	Mar 20	Apr 20	May 20	Jun 20	Jul 20	Aug 20	Sep 20	Oct 20	Nov 20	Dec 20	Total
Hass	1,154,748	686,408	320,233	440,616	1,393,216	1,370,748	1,452,576	1,300,216	903,120	734,708	726,724	654,399	11,137,712
Shepard	11,934	436,312	1,199,656	755,681	90,420	0	0	0	0	0	0	0	2,494,003
Other	66,473	38,255	34,329	3,313	33,591	29,150	20,572	43,381	19,203	10,361	15,636	52,652	366,916
Total	1,233,155	1,160,975	1,554,218	1,199,610	1,517,227	1,399,898	1,473,148	1,343,597	922,323	745,069	742,360	707,051	13,998,631

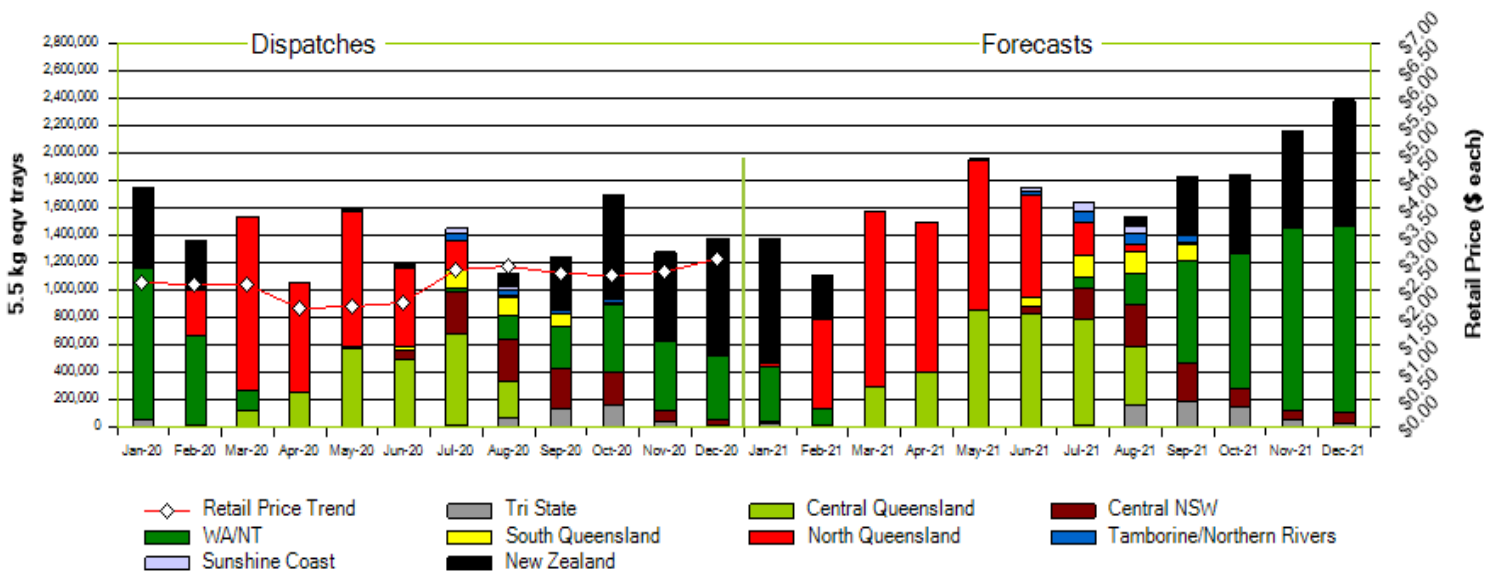
Australian Avocados Dispatches Jan 20 to Dec 20 (5.5 kg eqv trays)

	Jan 20	Feb 20	Mar 20	Apr 20	May 20	Jun 20	Jul 20	Aug 20	Sep 20	Oct 20	Nov 20	Dec 20	Total
Hass	1,122,135	653,572	169,738	167,069	1,329,555	1,122,337	1,430,585	1,001,302	853,017	908,760	587,947	499,727	9,845,744
Shepard	0	329,425	1,313,504	874,563	165,367	21,732	8,608	0	0	0	0	0	2,713,199
Other	43,429	11,876	46,707	16,960	90,171	47,155	11,967	26,653	11,482	28,913	44,103	20,178	399,594
Total	1,165,564	994,873	1,529,949	1,058,592	1,585,093	1,191,224	1,451,160	1,027,955	864,499	937,673	632,050	519,905	12,958,537

Australian Avocados Forecast Jan 21 to Dec 21 (5.5 kg eqv trays)

	Jan 21	Feb 21	Mar 21	Apr 21	May 21	Jun 21	Jul 21	Aug 21	Sep 21	Oct 21	Nov 21	Dec 21	Total
Hass	411,708	134,186	59,411	697,515	1,889,972	1,714,956	1,585,251	1,432,304	1,386,703	1,262,479	1,442,861	1,402,508	13,419,854
Shepard	33,376	643,755	1,478,371	775,380	18,242	0	0	0	0	0	0	0	2,949,124
Other	26,254	3,067	38,966	21,310	43,893	27,292	48,566	36,286	18,624	22,220	9,497	60,393	356,368
Total	471,338	781,008	1,576,748	1,494,205	1,952,107	1,742,248	1,633,817	1,468,590	1,405,327	1,284,699	1,452,358	1,462,901	16,725,346

Australian & New Zealand Avocados : Jan 20 to Dec 20 Dispatch / Jan 21 to Dec 21 Forecast



Jan 20 to Dec 20 Dispatches & Jan 21 to Dec 21 Avocado Production Estimates 5.5kg eqv trays

Region	Jan20 to Dec20	Jan21 to Dec21
North Queensland	4,174,294	5,182,969
Central Queensland	2,377,369	3,561,985
Sunshine Coast	118,958	166,884
Southern Queensland	408,249	543,887
Tamborine/Northern Rivers	176,175	252,106
Central NSW	1,356,123	1,176,206
Tri State	483,093	615,881
WA	3,864,276	5,225,428
New Zealand	3,673,449	3,881,940
Total	16,631,986	20,607,286

Total supply (Australia and NZ) for October, November, & December (Q4) of 2020 was 6% higher than the forecast for this period published back in October, with 4,346,186 5.5Kg trays dispatched compared with 4,096,921 5.5 kg trays forecast for the three months. When compared with the same period the previous year (5,389,180 trays), supply decreased by 19%. Note that Chilean imports are not included in this report, but separate monitoring shows that 384,691 trays of Hass avocados were landed in Australia from September to December.

The forecast for the subsequent quarter (Q1) of January, February and March is expected to be 4,057,069 5.5 Kg trays, a decrease of 12% compared with the same period last year (4,635,790 trays).

The decrease in both instances is largely due to substantially lower figures out of Western Australia, as it saw its dispatch volumes diminish by -53%, -63%, -48% in October, November, and December respectively, and it's expecting to see output decrease by -64%, -80%, and -98% for January, February and March respectively.

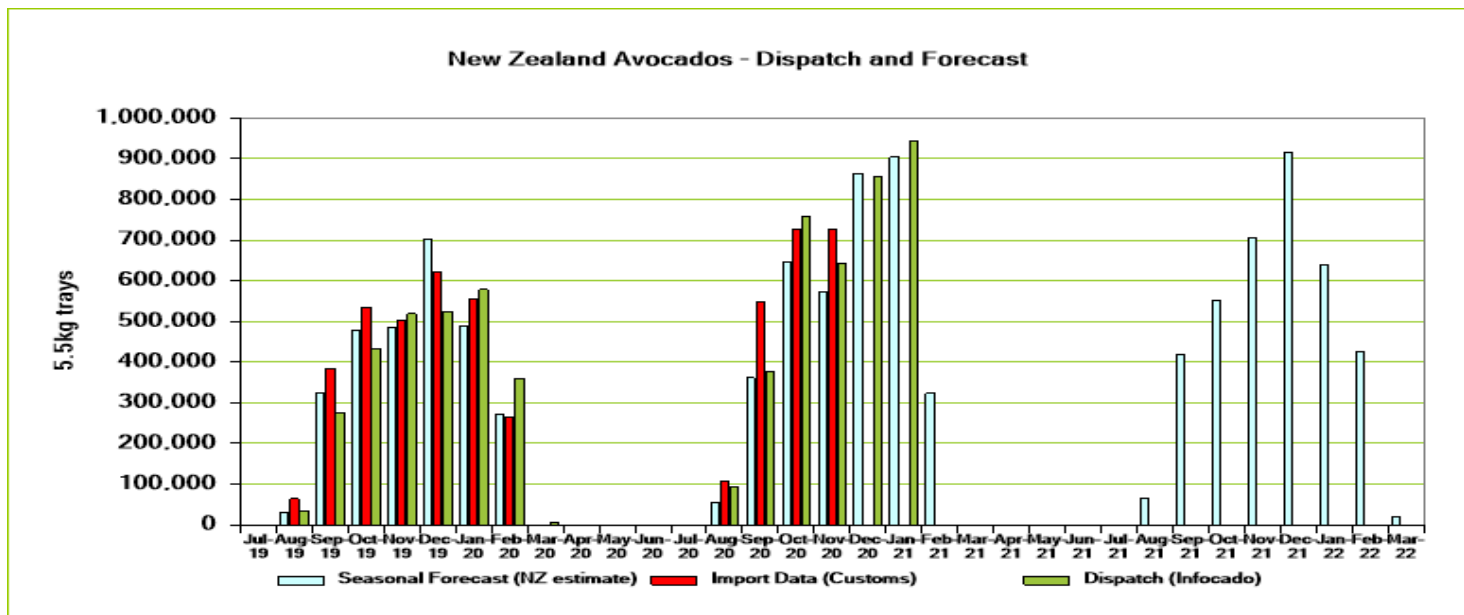
Nearly all regions are estimating increases in output for the next 12 months when compared to the past year: led by Central Queensland at +50%, Tamborine/Northern Rivers +43%, Sunshine Coast at +40%, Western Australia at +35%, South Queensland +33%, Tristate +27%, North Queensland +24%. Central NSW is the only region expecting an output decline of -13% for the coming year. Shepard season has now started in North Queensland, and there are multiple fruit sets evident this season.

In total, the volume of fruit, for the 12 months between January '21 and December '21 is expected to increase by 3,766,809 trays (+29%) for Australian fruit and increase by 208,491 trays (+6%) for New Zealand fruit, for a combined expected increase of 3,975,300 trays (+24%) compared with the past year.

Report notes:

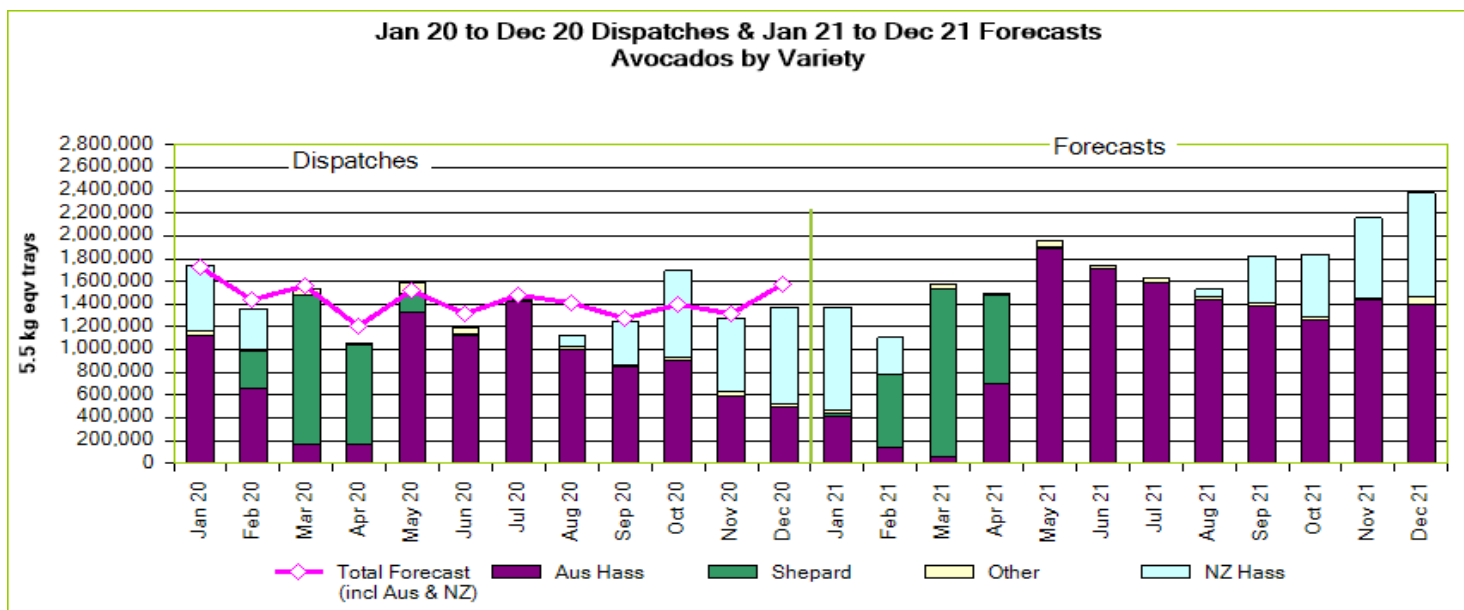
The Quarterly Infocado report is compiled using data collected through the Infocado system from an estimated 85+ % of industry packhouses, consolidators and wholesalers. This report incorporates an allowance (by region) for the data which is not contributed directly to the Infocado system. It is thus, not possible to extrapolate the figures from Weekly Infocado reports (which use unadjusted data) to those in Quarterly Infocado reports. This report is provided initially to Infocado contributors only. Until public release, the report is confidential

New Zealand Avocados - Dispatch and Forecast



Note: Source of import data is ABS and/or NZ Infoshare (NZ govt customs data) depending on availability. December 2018 customs data not available at time of report.

Jan 20 to Dec 20 Dispatches & Jan 21 to Dec 21 Forecasts Avocados by Variety



Note: NZ dispatch figures in the above graph are from Infocado, the total forecast line (pink) indicates the most up to date forecasts.

Seasonal forecast contributors

Central NSW	Bellview Orchards Pty Ltd	Wodonga Park Fruit and Nuts	Mildura Fruit Company
Avorama Pty Ltd	Cobra Hill Orchards	Sunshine Coast	Vitor Marketing Pty Ltd
Costa Avocado/Coastal Avocados	Costa Avocado/Avocado Estates	Natures Fruit Company	WA/NT
Midcoast Avocados	Green Skin Avocados	NJ & JK Donovan	Advance Packing & Marketing Services P/L
Central Qld	Gunnado Farming Pty Ltd	Sunnyspot Packhouse Pty Ltd	Applewood Orchard
Costa Avocado/SuperPak	Kureen Farming	Tamborine/Northern Rivers	Avonova
Donovan Family Investment Trust	Manbulloo Ltd	Aussie Orchards Growers & Packers	Avowest
Lava Valley Produce	Natures Fruit Company	Merrinee Farm	Delroy Orchards
Natures Fruit Company	Paradise Orchards	Natures Fruit Company	Golden Hill Avocados
RG Pegg	Primo Produce Pty Ltd	Summerland Farm	Joe Bendotti & Co
Simpson Farms Pty Ltd	Rock Ridge Farming Pty Ltd	T W Silver	Mariners Rest
Sunny Bluff Produce Pty Ltd	Rocky Creek Orchards Pty Ltd	WJ Row	Natures Fruit Company
Sunnyspot Packhouse Pty Ltd	Tinaroo Falls Avocado Trust	Tri State	R & S Bamesse
New Zealand	South Qld	60 Foot Orchards Pty Ltd	The Avocado Grove
NZ Avocado Ltd	Balmoral Orchard	Barham Avocados	VP & EA Farrell
North Qld	Googa Farms	Churinga Orchards	West Aussie Avos
Aussie Orchards Growers & Packers	Green Nugget Orchards	Cutri Fruit	Willow Creek
Avocados with Altitude	Natures Fruit Company	Golden Hill Packing Pty Ltd	
AvoNorth	Sunnyspot Packhouse Pty Ltd	J.G. Loffler	
Battistin Orchards Pty Ltd	Touchwood Farming	Kingston Avocado	

Infocado information is available at www.avocado.org.au/our-programs/supply-chain-data/infocado/ or contact us at infocado@avocado.org.au

This report has been funded by Hort Innovation, using the avocado research and development levy and contributions from the Australian Government. Hort Innovation is the grower-owned, not-for-profit research and development corporation for Australian horticulture.