

## Quarterly Infocado Report Crop Forecast - July 2021

Avocados Australia releases four quarterly Infocado crop forecast reports per year, in the months January, April, July and October.

Australian Avocados Forecast July 20 to June 21 (5.5 kg eqv trays) - from quarterly report July 20													
	Jul 20	Aug 20	Sep 20	Oct 20	Nov 20	Dec 20	Jan 21	Feb 21	Mar 21	Apr 21	May 21	Jun 21	Total
Hass	1,452,576	1,300,216	903,120	734,708	726,724	654,399	411,708	134,186	59,411	462,383	1,895,311	1,709,926	10,444,668
Shepard	-	-	-	-	-	-	33,376	643,755	1,478,371	896,154	30,742	-	3,082,398
Other	20,572	43,381	19,203	10,361	15,636	52,652	26,254	3,067	38,966	21,312	158,437	114,290	524,131
<b>Total</b>	<b>1,473,148</b>	<b>1,343,597</b>	<b>922,323</b>	<b>745,069</b>	<b>742,360</b>	<b>707,051</b>	<b>471,338</b>	<b>781,008</b>	<b>1,576,748</b>	<b>1,379,849</b>	<b>2,084,490</b>	<b>1,824,216</b>	<b>14,051,197</b>

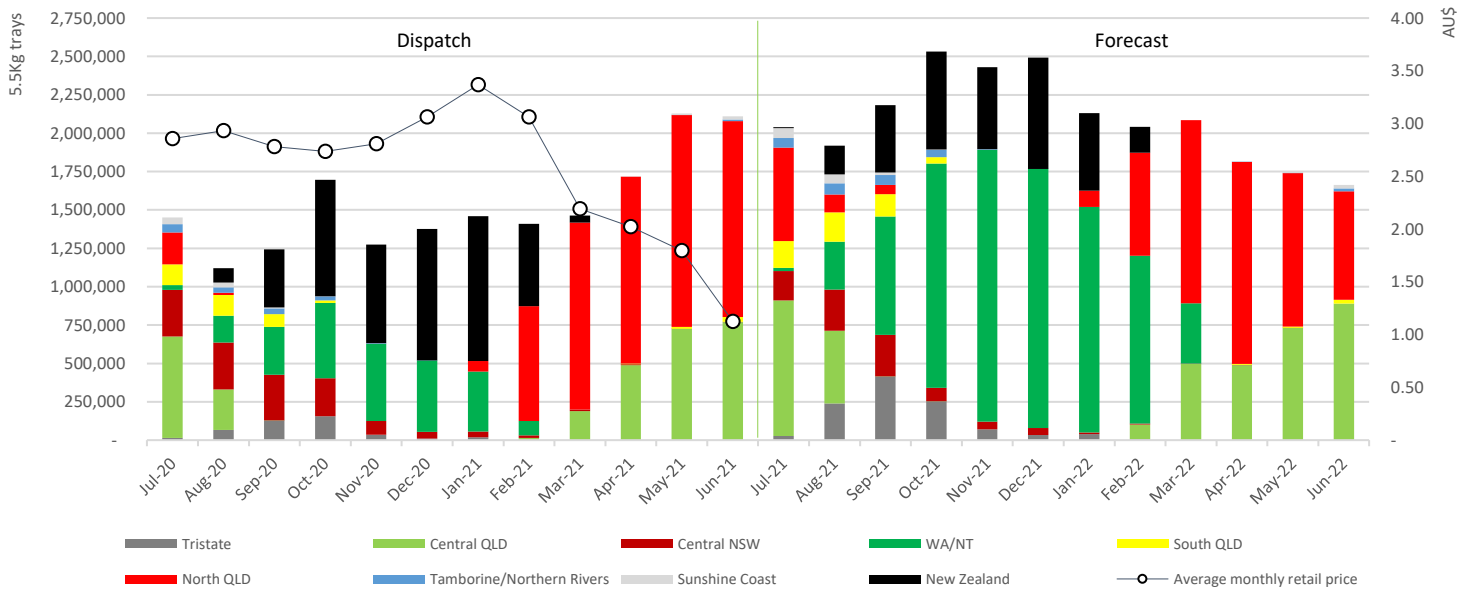
  

Australian Avocados Dispatches July 20 to June 21 (5.5 kg eqv trays)													
	Jul 20	Aug 20	Sep 20	Oct 20	Nov 20	Dec 20	Jan 21	Feb 21	Mar 21	Apr 21	May 21	Jun 21	Total
Hass	1,430,585	1,001,302	853,017	908,760	587,947	499,727	433,161	112,577	12,925	267,435	1,874,250	2,022,792	10,004,479
Shepard	8,608	-	-	-	-	-	68,640	736,269	1,324,645	1,311,204	103,310	-	3,552,676
Other	11,967	26,653	11,482	28,913	44,103	20,178	14,797	24,782	79,093	140,900	150,400	86,853	640,121
<b>Total</b>	<b>1,451,160</b>	<b>1,027,955</b>	<b>864,499</b>	<b>937,673</b>	<b>632,050</b>	<b>519,905</b>	<b>516,598</b>	<b>873,629</b>	<b>1,416,663</b>	<b>1,719,539</b>	<b>2,127,959</b>	<b>2,109,652</b>	<b>14,197,276</b>

Australian Avocados Forecast July 21 to June 22 (5.5 kg eqv trays)													
	Jul 21	Aug 21	Sep 21	Oct 21	Nov 21	Dec 21	Jan 22	Feb 22	Mar 22	Apr 22	May 22	Jun 22	Total
Hass	1,967,623	1,682,630	1,695,796	1,872,400	1,881,319	1,709,214	1,484,670	1,100,327	439,461	528,874	1,549,686	1,555,642	17,467,642
Shepard	-	-	-	-	-	-	105,398	755,416	1,581,512	1,168,976	43,844	-	3,655,146
Other	64,992	48,524	47,632	21,077	14,116	58,555	35,587	17,281	64,357	116,535	154,226	106,661	749,543
<b>Total</b>	<b>2,032,616</b>	<b>1,731,154</b>	<b>1,743,428</b>	<b>1,893,477</b>	<b>1,895,435</b>	<b>1,767,769</b>	<b>1,625,655</b>	<b>1,873,025</b>	<b>2,085,330</b>	<b>1,814,385</b>	<b>1,747,756</b>	<b>1,662,303</b>	<b>21,872,332</b>

Australian & New Zealand Avocados: Jul 20 to Jun 21 Dispatch / Jul 21 to Jun 22 Forecast



### Jul 20 to Jun 21 Dispatches & Jul 21 to Jun 22 Avocado Production Estimates 5.5kg eqv. trays

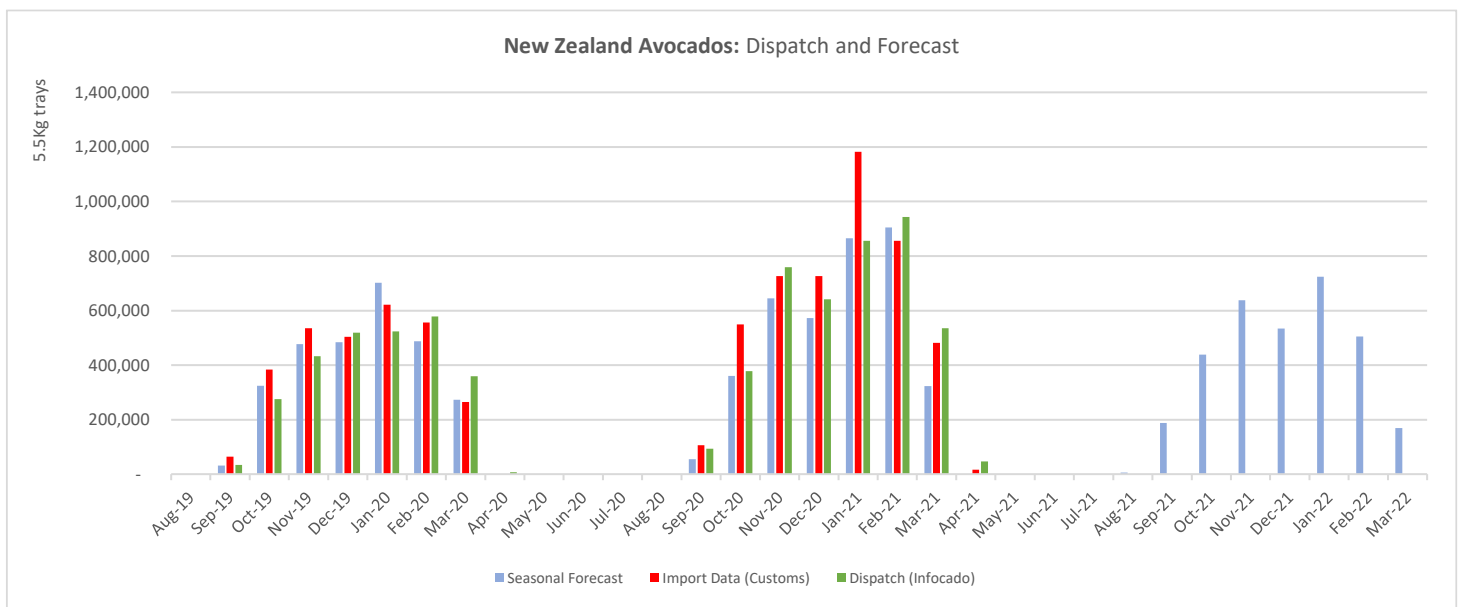
Region	Jul20 to Jun21	Jul21 to Jun22
North Queensland	6,130,167	5,777,710
Central Queensland	3,109,140	4,058,751
Sunshine Coast	116,616	167,276
Southern Queensland	417,518	592,740
Tamborine/Northern Rivers	169,321	276,405
Central NSW	1,355,125	932,562
Tri State	436,261	1,087,808
WA	2,463,135	8,979,080
New Zealand	4,255,227	3,202,004
<b>Total</b>	<b>18,452,510</b>	<b>25,074,336</b>

Australian avocado supply for April, May and June (Q2) of 2021 was 13% higher than the forecast for the same period published back in April, with 5,957,151 5.5Kg trays dispatched compared with 5,288,555 5.5 kg trays forecast for the three months. When compared with the same period last year (3,834,909 5.5Kg trays), supply increased by 55%.

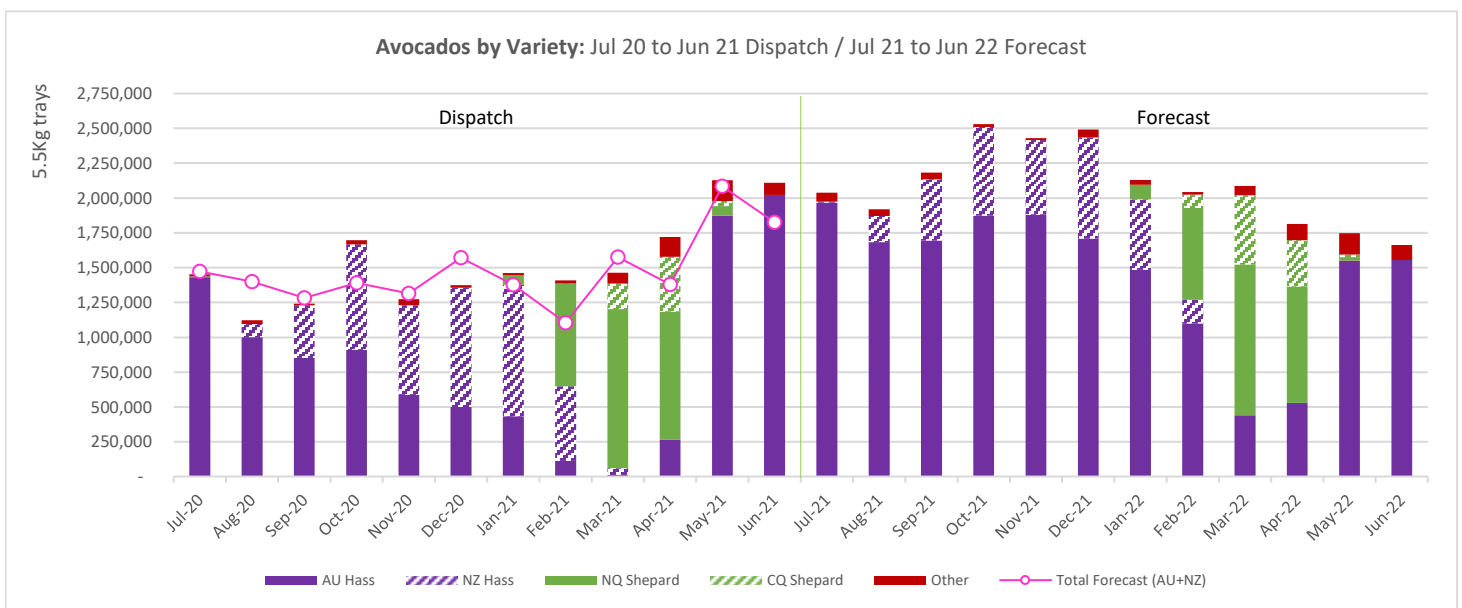
The revised forecast for the subsequent quarter (Q3) of July, August and September is expected to be 6,140,019 5.5Kg trays, an increase of 61% compared with the same period last year (3,815,101 5.5Kg trays). This increase is due to favourable growing conditions in and new plantings coming into production, juxtaposed to the challenging growing conditions experienced last season.

Compared with the past 12 months, the total volume forecast for the 12 months between July 2021 and June 2022 is expected to increase by 7,675,049 trays (+54 %) for Australian fruit. New Zealand is forecasting a reduction of exports to Australia by 1,053,223 5.5Kg trays (-25%) so the net change is a forecasted increase of 6,621,826 5.5Kg trays (+36%).

Aside from Central NSW, New Zealand, and North QLD which are expecting to see their output reduced over the next 12 months (-31%, -25%, -6% respectively), all other regions are expecting large output increases for the next 12 months: Central QLD +31%, South QLD +42%, Sunshine Coast +43%, Tamborine/N.Rivers +63%. Most notably Western Australia and Tristate are forecasting increases of +265% and +149% respectively, compared to volumes dispatched in the past 12 months. Current indications suggest supply from WA will extend into Feb and Mar 2022 coinciding with the start of the NQ Shepard season. We encourage industry to communicate with supply partners on transitional plans for this period.



Note: Source of import data is ABS and/or NZ Infoshare (NZ govt customs data) depending on availability.



Note: NZ dispatch figures in the above graph are from Infocado, the total forecast line (pink) indicates the most up to date forecasts.

## Seasonal forecast direct contributors

### Central NSW

Avorama Pty Ltd  
Costa Avocado/Coastal Avocados  
Midcoast Avocados

### Central Qld

Costa Avocado/SuperPak  
Donovan Family Investment Trust  
Lava Valley Produce  
Natures Fruit Company  
Simpson Farms Pty Ltd  
Sunny Bluff Produce Pty Ltd  
Sunnyspot Packhouse Pty Ltd

### New Zealand

NZ Avocado Ltd

### North Qld

Aussie Orchards Growers & Packers  
Avocados with Altitude  
AvoNorth  
Battistin Orchards Pty Ltd  
Bellview Orchard Pty Ltd

### Cobra Hill Orchards

Costa Avocado/Avocado Estates  
Green Skin Avocados  
Gunnado Farming Pty Ltd  
Kureen Farming  
Manbulloo Ltd  
Natures Fruit Company  
Paradise Orchards  
Primo Produce Pty Ltd  
Rock Ridge Farming Pty Ltd  
Rocky Creek Orchards Pty Ltd  
Tinaroo Falls Avocado Trust

### South Qld

Balmoral Orchard  
Googa Farms  
Green Nugget Orchards  
Natures Fruit Company  
Sunnyspot Packhouse Pty Ltd  
Touchwood Farming  
Wodonga Park Fruit and Nuts

### Sunshine Coast

Bluegum Creek Produce Pty Ltd  
Natures Fruit Company  
NJ & JK Donovan  
Sunnyspot Packhouse Pty Ltd  
**Tamborine/Northern Rivers**  
Aussie Orchards Growers & Packers  
Jirel Holdings  
Merrinee Farm  
Natures Fruit Company  
Summerland Farm  
T W Silver  
WJ Row

### Tri State

60 Foot Orchards Pty Ltd  
Barham Avocados  
Churinga Orchards  
Cutri Fruit  
Golden Hill Packing Pty Ltd  
J.G. Loffler

### Kingston Avocado

Mildura Fruit Company  
Sunvale Produce Pty Ltd  
Vitor Marketing Pty Ltd

### WA/NT

Applewood Orchard  
Avonova  
Awowest  
Delroy Orchards  
Golden Hill Avocados  
Joe Bendotti & Co  
Licciardello & Son Orchards  
Mariners Rest  
Natures Fruit Company  
R & S Bamess  
The Avocado Collective  
The Avocado Grove  
VP & EA Farrell  
West Aussie Avos  
Willow Creek

Infocado information is available at [www.avocado.org.au/our-programs/supply-chain-data/infocado/](http://www.avocado.org.au/our-programs/supply-chain-data/infocado/) or contact us at [infocado@avocado.org.au](mailto:infocado@avocado.org.au)

This report has been funded by Hort Innovation, using the avocado research and development levy and contributions from the Australian Government. Hort Innovation is the grower-owned, not-for-profit research and development corporation for Australian horticulture.